

Tel: 01656 776222 Fax: 01656 776220
Email: ordersuk@invacare.com
Online Spares available at: www.invacare.co.uk

APRIL 2019

Customer Ref :	Account No :
Contact No :	Order No :
Delivery Address :	Order Qty :
	Order Date :

Invacare® Spectra XTR2 MAX®

Retail

Max User Weight 160Kg (25 stone)

Standard Features



- Rear Wheel Drive base with Strong Suspension
- Width of Seat frame 550mm (21.75") (adjustable by armrests 560mm - 600mm)
- Seat depth 510mm - 580mm (20" - 22.75")
- Tension adjustable backrest
- Standard T-Armrests, detachable with extended armpad
- Manual settable seat Tilt (from 0° to 20°)
- Manual settable backrest Recline (0° - 30°)
- Swing away and detachable legrest hangers (VARI F) with fixed footplate
- **LiNX** Control REM110 with standard bracket
- Black or Metallic Silver Chassis Colours
- 230mm x 60mm (9" x 2.4") Puncture proof solid inlay, Grey front castors
- 318mm x 57mm (12.5" x 2.25") Puncture proof solid inlay Grey Drive Wheels
- 6 km/h (4mph) 4 Pole Motors and 40Ah GEL Batteries (range 25 km)
- 8A (200 - 250V) Charger
- Bolted on anti tippers
- 4 Point tie down system: crash tested to ISO7176 part 19
- Lapbelt (adjustable both sides) fitted to base of backrest
- Wheel Lock / Parking Brake



* Configurations may vary from the image shown

Standard Base Price: £4,560

	X	Please make your selection with a cross in the box	◆ Standard feature	○ Free of Charge	
Customer weight = Kg					
Code		Description			Retail
ASD0001		Spectra XTR2 HD Basic Model	◆		
ASX0001		Spectra XTR2 HD Special Basic Model PLEASE COMPLETE DETAILS AT THE END OF THE FORM			POA
SEATING TYPE					
ASD1145	X	Max Seat Unit			£4,560
SEAT WIDTH					
ASD0383	X	Width of Seat Frame 550mm (21.75") (adjustable by armrests 560mm - 600mm)	◆		
SEAT DEPTH					
ASD0317	X	Seat depth 510mm - 580mm (20" - 22.75")	◆		
SEAT CUSHION					
ASD1459	X	550mm x 635mm	◆		
BACKREST UPHOLSTERY / CUSHION					
ASD1104	X	Tension Adjustable Upholstery (back height 560mm), with Dartex upholstery	◆		
UPHOLSTERY TYPE					
ASD0278	X	Black Dartex	◆		
ARMREST (Pair)					
ASD0606	X	Detachable T-armrest, adjustable in height 290mm - 360mm, without armpads (with depth and width adjustable receiver)	◆		
ARMPADS (Pair)					
ASD0649	X	Armpad extended (375mm)	◆		
PUSH BAR					
ASD1307	X	Push Bar	◆		

Customer Ref:

Order Number:

Spectra XTR2 Max

Page 1 of 5

Subject to Invacare's standard terms conditions.
Invacare reserve the right to alter product specification without prior notice.

SEAT ACCESSORIES

HEADREST / NECKREST (Dartex) - Adequate headrest option must be selected

ASD1432	Headrest sideways adjustable	£179
ASD1427	Headrest with cheek support	£179
ASD1495	Push bar dia. 22mm in conjunction with telescopic seat frame / backposts, No Headrest - no mounting hardware.	0

SEAT TILT / SEAT LIFTER

		Tilt Range		Selection
ASD1002	Manually Settable Seat Tilt (seat height 470mm)	0° - 20°	◆	
ASD1014	Electric Tilt (seat height 470mm)	0° - 20°	£320	
ASD1021	Seat Lifter with Electrical Tilt (seat height 490mm)	0° - 30°	£1,500	

BACKREST RECLINER

		Recline Range		Selection
ASD0959	Manual Settable Recline. Not available in conjunction with seat lifter	0° - 30°	◆	
ASD0955	Pneumatic Recliner	0° - 30°	£186	
ASD0947	Electrical Recliner, not available in conjunction with headrest with cheek support/neckrest and chin control.	0° - 30°	£400	

LEGREST / FOOTREST

	VARI F 0503		VARI A 0533		ADE 0531
--	-------------	--	-------------	--	----------

FOOTREST HANGER TYPE, Swing away and detachable (Pair)




ASD0503	VARI F Angle adjustable adjustable with tools 0° - 70°, length 290mm - 460mm	◆
ASD0533	VARI A Angle adjustable with hand wheel 0° - 70°, length 290mm - 460mm	Not available with fixed footplates £185
ASD0531	ADE Powered Angle adjustable powered by joystick 0° - 80°, length 290mm - 460mm	Not available with fixed footplates, angle adjustable footboard £530

FOOTPLATE TYPE (Pair)

ASD0512	Fixed Footplate pair	◆
ASD0504	Angle adjustable Footplate pair	£25
ASD0513	Angle and depth adjustable Footplate (Adapt)	£94
ASD0522	Angle adjustable Footboard	Not available in conjunction with kerb climber £121

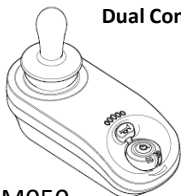


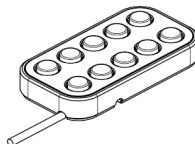
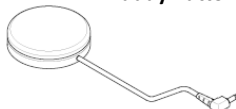

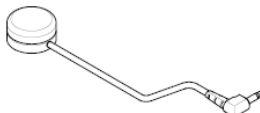







LINX PRIMARY CONTROLS



	Drive Only	REM110
	Drive & Actuators	REM211
	Drive, Actuators & Lights	REM216

LINX PRIMARY REMOTE & BRACKET

ASD2201	REM110 Drive only	Not available with lights	◆
ASD2203	REM211 Drive & Actuators	Not available with lights	0
ASD2204	REM216 Drive, Actuators & Lights		£120
ASD1207	Standard Bracket RH		0
ASD1208	Standard Bracket LH		0
ASD1707	Swing Away RH		£105
ASD1708	Swing Away LH		£105
ASD2227	Bracket RH mounted for Attendant		£50
ASD2228	Bracket LH mounted for Attendant		£50

		Dual Control				Compact Dual Control				LiNX IDC Dual Control				10-Way Switch	
REM050				ACU200											
LiNX DUAL CONTROL & BRACKET: CAN ONLY BE SELECTED IN ADDITION TO LiNX USER CONTROL															
ASD1220		Dual Control REM050 Drive only							Not available with lights, 10 km/h (6mph) motors				£313		
ASD2219		Compact Dual Control (ACU200)							Not available with REM110				£313		
ASD1207		Standard Bracket RH											○		
ASD1208		Standard Bracket LH											○		
INVACARE LiNX IDC DUAL CONTROL & BRACKET															
ASD2245		Invacare IDC Dual control							Not available with REM110				£595		
ASD1221		IDC Dual control Detachable Bracket RH											○		
ASD1222		IDC Dual control Detachable Bracket LH											○		
LiNX 10-WAY SWITCH & BRACKET															
ASD2251		10-Way Switch DLX-SW10-A for direct Powered Seating Access (includes loom to connect + additional jack for mode switch)											£400		
ASD2217		Bracket RH, mounted for User											○		
ASD2218		Bracket LH, mounted for User											○		
ASD2227		Bracket RH, mounted for Attendant											£50		
ASD2228		Bracket LH, mounted for Attendant											£50		
LiNX ACCESSORIES															
ASD2252		Loom providing jack sockets for Drive and Mode (includes connection for 10-way Switch)											£80		
FURTHER LiNX COMPONENTS / ACCESSORIES															
ASD2300		To be enclosed only - not mounted to the chair											○		
ASX2301		To be connected and programmed (Special)											POA		
		Buddy Button				Egg Switch				Piko Button					
BUDDY BUTTONS (Accessory loom 2252 required)															
ASD1685		Red Buddy Button											£70		
ASD1686		Yellow Buddy Button											£70		
ASD1687		Green Buddy Button											£70		
ASD1690		Blue Buddy Button											£70		
EGG SWITCH (Accessory loom 2252 required)															
ASD2254		Egg Switch, Black											£70		
PIKO BUTTONS (Accessory loom 2252 required)															
ASD1711		Red Piko Button											£125		
ASD1712		Yellow Piko Button											£125		
ASD1713		Green Piko Button											£125		
ASD1714		Orange Piko Button											£125		
ASD1715		Blue Piko Button											£125		
ASD1716		Black Piko Button											£125		
TOGGLES / BUTTONS															
ASX2261		Stereo Toggle - direct control for Tilt only											£213		
ASX2262		Stereo Button - direct control for Tilt only											£204		
ASX2263		Four-Way Toggle - direct control for Tilt & Recline											£266		
ASX2264		Four-Way Button - direct control for Tilt & Recline											£284		
ASX2207		RH Mount											○		
ASX2208		LH Mount											○		
ASX2225		Without Mounting											○		

<div> <div> NEW 3" U-Shape  </div> <div> NEW 4" U-Shape  </div> <div> NEW Rubber dome  </div> <div> NEW Grooved Mushroom  </div> </div>			
BODYPOINT JOYSTICK KNOBS NEW!			
ASD2721		3" wide U-Shaped, Joystick Handle	£57
ASD2722		4" wide U-Shaped, Joystick Handle	£57
ASD2723		Wide Rubber Dome, Joystick Handle	£57
ASD2724		Grooved Mushroom Joystick Handle	£57
REMOTE STOP SWITCH			
ASX2258		Remote Stop Switch (ASL504)	£832
DRIVE UNIT OPTIONS			
FRAME COLOUR (standard components partly in Silver)			
ASD0228		Black	○
ASD0233		Metallic Silver	○
CASTORS			
ASD0811		230mm x 60mm (9" x 2.4") Pneumatic, Grey	○
ASD0813		230mm x 60mm (9" x 2.4") Puncture proof solid inlay, Grey	◆
DRIVE WHEELS			
ASD0711		318mm x 57mm (12.5" x 2.25") Pneumatic Grey	○
ASD0727		318mm x 57mm (12.5 x 2.25") Puncture proof solid inlay Grey	◆
PERFORMANCE OPTIONS			
SUSPENSION			
ASD1265		Rear suspension, strong (STRONG Silver Spring)	◆
ASD1220		Rear suspension, Extra strong (EXTRA STRONG BLACK SPRING)	○
MOTOR TYPE			
ASD1294		3 km/h (2mph)	○
ASD1282		6 km/h (4m/h)	◆
ASD1283		10 km/h (6m/h) (includes LED light system with indicators and rear wheel fender)	£410
BATTERY			
ASD1255	X	40 Ah (Gel)	◆
PERFORMANCE ACCESSORIES			
G-TRAC			
ASD1215		 <p>G-TRAC ensures the powerchair takes the intended direction as indicated by the user control, without the need for continual correction by the client on uneven or sloping terrain.</p>	£653
CHARGER			
ASD1343		OptiCharge Charger 8A (200 - 250V)	◆
ASD1313		OptiCharge Charger 10A (200 - 250V) Charging time will be 20% faster	£120
SAFETY OPTIONS			
ANTI-TIPPERS			
ASD1205	X	Bolted on Anti Tippers	◆
LIGHTS			
ASD1437		LED light system with Indicators (included with 10 km/h motor)	£380
ASD1254		Without Light system	○
SAFETY ACCESSORIES			
KERB RIDER			
ASD1244		Central Kerb Rider (with parking position) capable of climbing kerbs up to 100mm (4")	£168
TRANSPORTATION KIT			
ASD1494	X	4-Point tie-down (Tested version for using wheelchair as a vehicle seat according to ISO 7176-19:2001) (Adequate headrest is compulsory)	◆
LAP BELT			
ASD1329	X	Lap belt with auto lock (extra long)	◆
REAR VIEW MIRROR - Must be selected with 10 km/h Motor			
ASD1415		Rear View Mirror RH	£33
ASD1339		Rear View Mirror LH	£33
WHEEL LOCK / PARKING BRAKE			
ASD1206	X	Wheel Lock / Parking Brake pair	◆

ACCESSORIES			
LUGGAGE RACK			
ASD1438		Luggage rack	Not available with 30° tilt, seat riser £261
CANE HOLDER (in combination with attendant or dual control the cane holder has to be mounted on the opposite side of the remote)			
ASD1312		Cane Holder RH	£33
ASD1363		Cane Holder LH	£33
FENDER			
ASD1417		Fender for rear wheels (mandatory for 1437)	£83
			Total Price:
 <p>Need a different option not on the form? Take a look at our Powerchair Alternative Options form, available as standard</p> <p>Powerchair Alternative Option required:</p>			
		<p>For a more complex customer requirement, please refer to our Invacare Unique special order form. email specialsuk@invacare.com or Fax: 01656 776220</p>	
<p><u>Special Instructions - Please supply the following information:</u></p> <p><u>Name:</u> _____ <u>Email:</u> _____</p> <p><u>Phone:</u> _____ <u>Fax:</u> _____</p> <p>Description of special request (please include relevant option code or part number):</p>			