

Tel: 01656 776222 Fax: 01656 776220
Email: ordersuk@invacare.com
Online spares available at www.invacare.co.uk

Account Name :	Account No :
Address :	Order No :
Tel No:	Order Qty :
Delivery address :	Order Date :

Matrix Elite
Retail order form
Maximum User Weight: 136kg

		WIDTH									
HEIGHT	cm	31	33	36	38	41	43	46	48	51	
	inch	12	13	14	15	16	17	18	19	20	
	26	10									
	31	12									
	36	14									
	41	16									
	46	18									
	51	20									



Standard Matrix Elite Backrest (No Hardware)											
Chest Width		Backrest Width**	Backrest Height						Fits W/ch Widths		With Extended Mounting Pins EMP*
			28cm (10")	31cm (12")	36cm (14")	41cm (16")	46cm (18")	51cm (20")			
≤20cm (8")	31cm (12")					PBE1216NH	PBE1218NH		31cm - 33cm (12" - 13")	36cm (14")	
≤23cm (9")	33cm (13")					PBE1316NH	PBE1318NH		33cm - 36cm (13" - 14")	38cm (15")	
≤26cm (10")	36cm (14")	PBE1410NH	PBE1412NH	PBE1414NH	PBE1416NH	PBE1418NH	PBE1420NH		36cm - 38cm (14" - 15")	41cm (16")	
≤28cm (11")	38cm (15")	PBE1510NH	PBE1512NH	PBE1514NH	PBE1516NH	PBE1518NH	PBE1520NH		38cm - 41cm (15" - 16")	43cm (17")	
≤31cm (12")	41cm (16")	PBE1610NH	PBE1612NH	PBE1614NH	PBE1616NH	PBE1618NH	PBE1620NH	PBE1620NH~	41cm - 43cm (16" - 17")	46cm (18")	
≤33cm (13")	43cm (17")	PBE1710NH	PBE1712NH	PBE1714NH	PBE1716NH	PBE1718NH	PBE1720NH	PBE1720NH~	43cm - 46cm (17" - 18")	48cm (19")	
≤36cm (14")	46cm (18")	PBE1810NH	PBE1812NH	PBE1814NH	PBE1816NH	PBE1818NH	PBE1820NH	PBE1820NH~	46cm - 48cm (18" - 19")	51cm (20")	
≤38cm (15")	48cm (19")	PBE1910NH	PBE1912NH		PBE1916NH	PBE1918NH	PBE1920NH	PBE1920NH~	48cm - 51cm (19" - 20")	53cm (21")	
≤41cm (16")	51cm (20")	PBE2010NH	PBE2012NH		PBE2016NH	PBE2018NH	PBE2020NH	PBE2020NH~	51cm - 53cm (20" - 21")	56cm (22")	

*Not suitable for HD users (max. 136kg/300lb weight capacity)





**It is recommended that you select a backrest 26mm (1") wider when fitting lateral supports.

Standard Features:

3" Contour Depth, 40° angle adjustment, 4" depth adjustment, 20° rotation, 136kg (21 stone) user weight

Code	Description	Price
PBE ____ NH (W x H)	Matrix Elite back	£297

Hardware

			
Easy Set hardware	Fixed hardware	Split hardware	Heavy Duty hardware
PBMH	Easy set hardware for all Matrix backs	Fits 19mm, 22mm and 25mm back canes	£150
PBMHQ	Easy set hardware to fit 29mm back canes	Fits 29mm back canes	£150
FSSH	Fixed Space Saver Mounting Hardware		£150
SMH	Split Mounting hardware		£165
HDMH	Heavy Duty Easy Set Mounting Hardware	Fits 19mm, 22mm and 25mm back canes	£215

Laterals



Fixed Laterals



Swing Away Laterals



Laterals pads

Fixed laterals

PBLS-L	Standard Left Lateral (191mm long x 127mm high)	£109
PBLS-R	Standard Right Lateral (191mm long x 127mm high)	£109
PBSS-L	Small Left Lateral (140mm long x 76mm high)	£109
PBSS-R	Small Right Lateral (140mm long x 76mm high)	£109
PBOL-L	Offset Left Lateral (For 76mm height adjustment)	£129
PBOL-R	Offset Right Lateral (For 76mm height adjustment)	£129

Swing away laterals

SAHEB	Swing Away Hardware for Left or Right Side	Swings completely behind back. Does not interfere with flip-back arms	£116
OSAH-L	Offset Left Swing Away Hardware (Each)	Allows 76mm higher or lower pad position relative to attachment slot	£116
OSAH-R	Offset Right Swing Away Hardware (Each)	Allows 76mm higher or lower pad position relative to attachment slot	£116
EPAD-XS	Extra Small Lateral Pad 82.5mm x 108mm (Each)		£55
EPAD-S	Small Lateral Pad 89mm x 133mm (Each)		£55
EPAD-M	Medium Lateral Pad 95mm x 146mm (Each)		£55
EPAD-L	Large Lateral Pad 108mm x 165mm (Each)		£55

Harness interface

CHIEB	Harness Interface to allow attachment of various chest supports without drilling of the back shell	£99
-------	--	-----

Privacy flap attachment to fit all backs from 30.5cm to 50.5cm wide

1551799	Extra Small	26cm x 41cm	£41
1551800	Small	33cm x 41cm	£41
1551903	Medium	38cm x 41cm	£41
1551904	Large	43cm x 41cm	£41

Spares

EMP	Extended Mounting Pins	Allows Matrx backs to be installed on wider wheelchairs	£42
-----	------------------------	---	-----

Headrest

PHRK	250mm soft headrest pad complete with angle and depth adjustable stem (All hardware included)	£184
------	---	------

Headrest Receiver to suit backrest width:

EHRA-S	Small Adapter for backs 12" wide	£38
EHRA-M	Medium Adapter for backs 13-17" wide	£38
EHRA-L	Large Adapter for backs 18-20" wide	£38

Special Instructions - Please supply the following information:



Name:

Email:

Phone:

Description of special request (please include relevant option code):