

Tel: 01656 776222 Fax: 01656 776220
Email: ordersuk@invacare.com
Online Spares available at: www.invacare.co.uk

APRIL 2019

Customer Ref :	Account No :
Contact No :	Order No :
Delivery Address :	Order Qty :
	Order Date :

Invacare® Spectra XTR2 HD® (Modulite™ Seating System)

Retail

Max User Weight 160Kg (25 stone)

Standard Features



Invacare® **Modulite™**
An evolution in seating designed around you.

- Rear Wheel Drive base with Strong Suspension
- Telescopic adjustable Seat Widths from 480mm - 530mm (19" - 21") with an additional 50mm (2") by arms
- Seat depths 410mm - 510mm Stepless Adjustment (16" - 20")
- Tension adjustable backrest
- Standard T-Armrests, detachable with Short armpad
- Manual settable seat Tilt (from 0° to 20°)
- Manual settable backrest Recline (0° - 30°)
- Swing away and detachable legrest hangers (VARI F) with fixed footplate
- **LiNX** Control REM110 with standard bracket
- Black or Silver Chassis Colours
- 230mm x 60mm (9" x 2.4") Puncture proof solid inlay, Grey front castors
- 318mm x 57mm (12.5" x 2.25") Puncture proof solid inlay Grey Drive Wheels
- 6 km/h (4mph) 4 Pole Motors and 40Ah GEL Batteries (range 25 km)
- 8A (200 - 250V) Charger
- Bolted on anti tipplers
- 4 Point tie down system: crash tested to ISO7176 part 19
- Lapbelt (adjustable both sides) fitted to base of backrest
- Wheel lock / parking brake

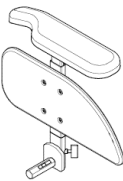
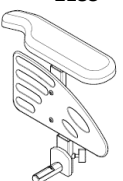
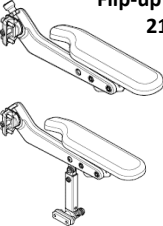
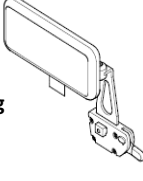



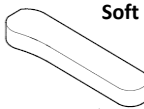



Standard Base Price: £4,560

* Configurations may vary from the image shown

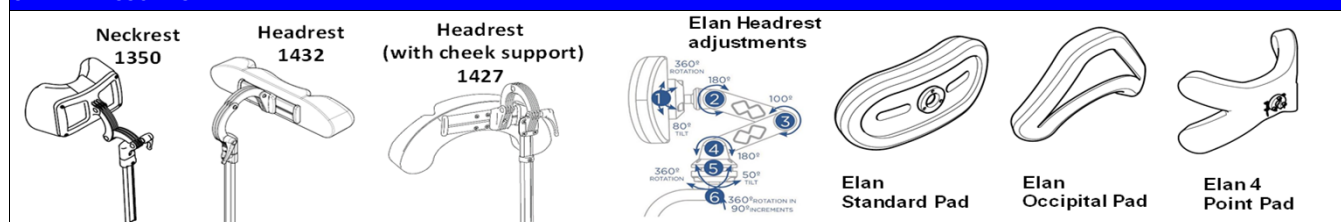
	X	Please make your selection with a cross in the box	◆ Standard feature	○ Free of Charge	
Customer weight = Kg					
Code		Description			Retail
ASD0001		Spectra XTR2 HD Basic Model			◆
ASX0001		Spectra XTR2 HD Special Basic Model PLEASE COMPLETE DETAILS AT THE END OF THE FORM			POA
SEATING TYPE - MODULITE					
ASD2100	X	Modulite Seating Unit			£4,560
SEAT FRAME AND SEAT PLATE					
ASD2111	X	Telescopic Seat Frame with metal seat plate (with stepless adjustment on armrests, legrests and backrest)			◆
MODULITE SEAT SIZE SETTING CHART:					
		SEAT WIDTHS			
		ASD2123 480mm (19")	ASD2124 530mm (21")		
SEAT DEPTHS	ASD2132 (16") 410mm	○	○		
	ASD2134 (18") 460mm	○	○		
	ASD2136 (20") 510mm	○	○		




Seat Plate (additional adjustment 50mm by arms) 1. Seat depth 410mm: cannot combine T-Armrests (2191) with flexible lapbelt mount (2113) 2. No seat cushion available with 560mm seat depth (2138) 3. Seat width 530mm (2124) not possible in combination with following armrests (2192/3) 4. Modulite Teen seating available, seat width and depth from 305mm (12")			
SEAT OPTION			
ASDSWO		"H" Frame Interface Kit	£395
SEAT CUSHION (sizes according to seat frame settings)			
ASD2142		Matrx Flo-tech Lite	£99
ASD2147		Matrx Libra 90mm thick	Not available with seat width 530mm with 410mm seat depth, black spacer fabric £345
ASD2140		Without seat cushion	○
BACKREST SUPPORT			
ASD2162		Backposts 540mm (Tall)	Must be selected for flex3 laguna backrest ◆
ASD2163		Backposts 480mm (Short)	Not available with flex3 adjustable backrest ○
PUSH HANDLES FOR BACKPOSTS			
ASD2107		Backposts WITH push handles	◆
ASD2108		Backposts WITHOUT push handles Push handles will be cut down on the vertical section.	Not available with attendant controls, headrest 1495, dual controls, tension backrest 2171, matrx backrest in combination with a headrest £32
BACKREST UPHOLSTERY / CUSHION			
ASD2171		Basic Tension Adjustable Backrest (540mm or 480mm upholstery height) Straps easily accessible and adjustable from the rear, Black fabric only	Not available with laterals, chin remote, headrest 1496 ◆
ASD2179		Flex3 Tension Adjustable (540mm - 480mm) Black Dartex only	Not available with flip up, following armrests, chin remote, soft armpads, laterals, powered tilt with CoG shift, seat lifter with powered tilt £122
ASD2172		Flex3 adjustable Backrest Plates (without Backrest Cushion)	£198
ASD2173		Flex3 adjustable Backrest Plates with Laguna Backrest cushion	£321
ASD2174		Matrx Posture Back, height 400mm (Mesh fabric)	Not available with laterals, 530mm seat width, headrest option 1496 £438
ASD2175		Matrx posture Back, height 500mm (Mesh fabric)	Not available with laterals, 530mm seat width, headrest option 1496 £438
ASD2176		Matrx Elite Back, height 500mm (Mesh fabric)	Not available with laterals, 530mm seat width, headrest option 1496, seat width of 380mm 2121 in combination with flip up, following armrests £438
ASD2177		Matrx Elite TR Back, height 500mm (Mesh fabric)	Not available with laterals, 530mm seat width, headrest option 1496 £438
ASD2178		Matrx Elite Deep Back, height 500mm (Mesh fabric)	Not available with laterals, headrest option 1496 £486
ASD2170		Without Backrest Upholstery	Not available with laterals, headrest option 1496 ○
UPHOLSTERY TYPE			
ASD2151		Black fabric	◆
ASD2152		Black Dartex	○
ASD2155		Black Spacer fabric	○
<div> <div> T-Armrest 2191  </div> <div> In-rigged armrest 2183  </div> <div> Flip-up armrest 2193  </div> <div> Hip supports  </div> <div> Short armpad  </div> <div> Long ergonomic armpad  </div> <div> Long armpad  </div> <div> Soft armpad  </div> <div> Following armrest 2192/4  </div> </div>			
ARMREST (Pair)			
ASD2191		T-Armrest Standard Range of adjustment from seat plate 245mm to 315mm	◆
ASD2181		T-Armrest Extended height Range of adjustment from seat plate 295mm to 365mm	£32
ASD2183		In-rigged Armrests (reduces seat width by 25mm each side)	£22
ASD2193		Flip-up Armrest (height and depth adjustable)	Not available with laterals £30
ASD2192		Following Armrest (height adjustable from 230mm - 300mm)	£146
ASD2194		Following Armrest (height adjustable from 300mm - 360mm)	£146
ARMPADS (Pair)			
ASD2195		Short Armpad (325mm)	◆
ASD2196		Long Armpad (375mm)	○
ASD2197		Long Ergonomic Armpad (397mm)	○
ASD2199		Soft Armpad (REA Azalea Wide Pad)	£76

HIP SUPPORTS, Multi adjustable LH (for flip up and following armrests only)				
ASD2184		SMALL 140mm x 100mm	Not available with 410mm seat depth and manual centre legrests	£200
ASD2186		MEDIUM 230mm x 100mm	Not available with 410mm seat depth and manual centre legrests	£200
ASD2188		LARGE 330mm x 100mm	Not available with 410mm seat depth and manual centre legrests	£200
HIP SUPPORTS, Multi adjustable RH (for flip up and following armrests only)				
ASD2185		SMALL 140mm x 100mm	Not available with 410mm seat depth and manual centre legrests	£200
ASD2187		MEDIUM 230mm x 100mm	Not available with 410mm seat depth and manual centre legrests	£200
ASD2189		LARGE 330mm x 100mm	Not available with 410mm seat depth and manual centre legrests	£200
EXTENDED HEIGHT (+2") MOUNTING HARDWARE FOR HIP SUPPORTS <i>NEW!</i>				
ASD2165		Extended height mounting hardware for hip supports (8.1" / 206mm high)		0

SEAT ACCESSORIES



HEADREST / NECKREST (Dartex covered) - Adequate headrest option must be selected				
ASD1350		Neckrest: height and depth adjustable		£64
ASD1432		Headrest: height, depth and sideways adjustable		£179
ASD1427		Headrest with cheek support: height and depth adjustable		£179
ASD2323		Elan Standard Pad 150mm (6") wide with standard cover complete with Elan Headrest Hardware	Not available with tension adjustable backrests, head controls	£260
ASD2324		Elan Standard Pad 255mm (10") wide with standard cover complete with Elan Headrest Hardware	Not available with tension adjustable backrests, head controls	£260
ASD2322		Elan Standard Pad 355mm (14") wide with standard cover complete with Elan Headrest Hardware	Not available with tension adjustable backrests, head controls	£260
ASD2325		Elan Occipital Pad 230mm x 180mm (9" x 7") with standard cover complete with Elan Headrest Hardware	Not available with tension adjustable backrests, head controls	£260
ASD2326		Elan Occipital Pad 305mm x 200mm (12" x 8") with standard cover complete with Elan Headrest Hardware	Not available with tension adjustable backrests, head controls	£260
ASD2327		Elan 4 Point Headrest Pad 280mm x 255mm (11" x 10") with standard cover, complete with Elan Headrest Hardware	Not available with tension adjustable backrests, head controls	£350
ASD1496		All bracketry as option 1432 without headrest cushion		£65
ASD1495		Push bar dia. 22mm in conjunction with telescopic seat frame / backposts, No Headrest - no mounting hardware.		0




LATERAL SUPPORT (Pair)				
ASD1446		Rigid pad (Azalea type, Dartex)		£133
ASD1445		Multi-adjustable pad (Azalea type, Dartex)		£133

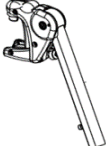
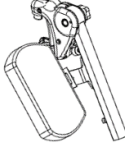
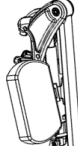
SEAT TILT / SEAT LIFTER

		SEAT HEIGHT		Selection
		Tilt Range	450mm (17.75")	
ASD1091	Manually Settable Seat Tilt	0° - 20°	◆	
ASD1092	Powered Tilt basic	0° - 20°	£320	
ASD1093	Powered Tilt, centre of gravity shift	0° - 30°	£850	
ASD1094	Seat Lifter with centre of gravity shift (300mm rise) Powered Tilt	0° - 30°	£1,500	

BACKREST RECLINER

		Recline Range		Selection
ASD0975	Manually Settable Recline (in 3.75° steps)	0° - 30°	◆	
ASD0977	Powered Recliner with quick release for easy folding of backrest	0° - 30°	£400	

LEGREST / FOOTREST

VARI F 0503		VARI A 0533		ADE 0531	
--------------------	---	--------------------	---	-----------------	---

FOOTREST HANGER TYPE (Pair)

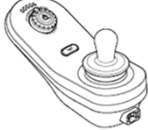
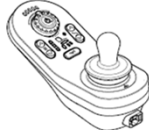




ASD0503	VARI F Angle adjustable with tools 0° - 70°, length 290mm - 460mm		◆
ASD0533	VARI A : Angle adjustable with tools 0° - 70°, length 290mm - 460mm	Not available with fixed footplates	£185
ASD0531	ADE Powered : Angle adjustable powered by joystick, 0° - 80°, length 290mm - 460mm	Not available with fixed footplates, angle adjustable footboard	£530
ASD0501	Without Hanger		○

FOOTPLATE TYPE (Pair)

ASD0512	Fixed Footplate pair		◆
ASD0504	Angle adjustable Footplate pair		£25
ASD0513	Angle and depth adjustable Footplate (Adapt)		£94
ASD0522	Angle adjustable Footboard	Not available in conjunction with kerb climber	£121



LINX PRIMARY CONTROLS (SECTION 1)

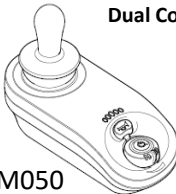

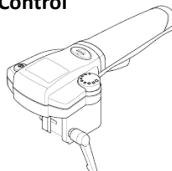
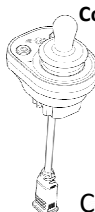
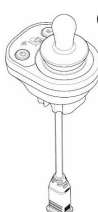
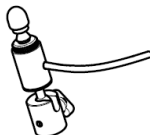
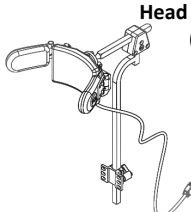
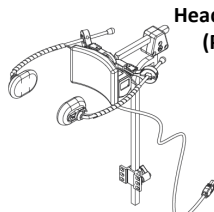


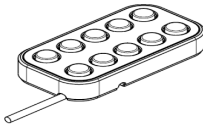
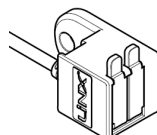
Drive Only	Drive & Actuators	Drive, Actuators & Lights	Touch-screen & Joystick	REM400 with Toggle Switch Module	Touch-screen
					
REM110	REM211	REM216	REM400		REM500

LINX PRIMARY REMOTE

ASD2201	REM110 Drive only	Not available with lights	◆
ASD2203	REM211 Drive, Actuators	Not available with lights	○
ASD2204	REM216 Drive, Actuators & Lights		£120
ASD2205	REM400, touch-screen interface (Built in Bluetooth HID)		£270
ASD2270	Assignable Toggle Switch Module for REM400 (as default set to left ON / OFF, right speed dial)		£250
ASD1207	Standard Bracket RH		○
ASD1208	Standard Bracket LH		○
ASD1707	Swing Away RH		£105
ASD1708	Swing Away LH		£105
ASD2227	Bracket RH mounted for Attendant		£50
ASD2228	Bracket LH mounted for Attendant		£50
ASX2239	Individual mounting option per request (Special) - Requires additional information / specification		POA




LINX REM500 REMOTE & BRACKET (Secondary User input required)

ASD2206	REM500, without joystick for alternative access (Built in Bluetooth HID)		£615
ASD2209	Swing away RH, multi-adjustable		○
ASD2210	Swing away LH, multi-adjustable		○
ASD2213	Centre mount, swing away to RH, Nucleus	Not available with a tray	£395
ASD2214	Centre mount, swing away to LH, Nucleus	Not available with a tray	£395
ASX2239	Individual mounting option per request (Special) - Requires additional information / specification		POA

					
Dual Control		Compact Dual Control		LiNX IDC Dual Control	
REM050		ACU200			
LINX DUAL CONTROL & BRACKET: CAN ONLY BE SELECTED IN ADDITION TO LINX USER CONTROL					
ASD2220		Dual Control REM050 Drive only			£313
ASD2219		Compact Dual Control (ACU200) Not available with REM110			£313
ASD1207		Standard Bracket RH			○
ASD1208		Standard Bracket LH			○
INVACARE LINX IDC DUAL CONTROL & BRACKET					
ASD2245		Invacare IDC Dual control Not available with REM110			£595
ASD1221		IDC Dual control Detachable Bracket RH			○
ASD1222		IDC Dual control Detachable Bracket LH			○
If no specialist controls are required please move to the frame colour section on page 7					
LiNX SPECIALIST CONTROLS (SECTION 2)					
					
Compact Remote 2231		Compact Remote Low Force 2232		Chin Joystick 2229	
CR-400		CR-400LF			
					
					
				Head Control (ATOM)	
				Head Control (PROTON)	
LINX - COMPACT REMOTES & BRACKET (Requires Primary Remote REM400 or REM500)					
ASD2231		Proportional Compact Remote DLX-CR400			£655
ASD2232		Proportional Compact Remote Low Force DLX-CR-400LF			£875
ASD2207		RH Mount			○
ASD2208		LH Mount			○
ASD2213		Centre Mount swing away to RH (Nucleus) Not available with a tray			£395
ASD2214		Centre Mount swing away to LH (Nucleus) Not available with a tray			£395
ASX2215		Individual mounting option per request (Special) - Requires additional information / specification			POA
LINX CHIN CONTROL & BRACKET (Requires Primary Remote REM400 or REM500)					
ASD2229		Proportional Chin Joystick (ASL138)			£1,580
ASD1289		Swing Away Bracket RH side manual (ASL628) (Requires ELAN Headrest)			○
ASD1288		Swing Away Bracket LH side manual (ASL628) (Requires ELAN Headrest)			○
ASD1287		Swing Away Bracket RH side powered, Has to be mounted on opposite side of attendant bracket, cane holder, mirror or tray			£1,990
ASD1286		Swing Away Bracket LH side powered, Has to be mounted on opposite side of attendant bracket, cane holder, mirror or tray			£1,990
HEAD CONTROL (with ATOM technology) (Requires Primary Remote REM400 or REM500)					
ASX2230		Head Control with ultrasonic proximity sensors (ATOM, ASL104) with standard wings M3			£3,390
ASX2247		Head Control with ultrasonic proximity sensors (PROTON, ASL104P) with PROTON wings			£3,970
					
Micro Extremity Control		Heavy Duty Remote Joystick		10-Way Switch	
					
				LiNX USB Charger Port	
MICRO EXTREMITY CONTROL (Requires Primary Remote REM400 or REM500)					
ASX2233		MEC Proportional Joystick (Micro Extremity Control)			£3,292
ASX2235		Tray Mount RH (ASL603, 100mm x 150mm)			○
ASX2236		Tray Mount LH (ASL603, 100mm x 150mm)			○
ASX2213		Centre Mount, swing away to RH, Nucleus			£395
ASX2214		Centre Mount, swing away to LH, Nucleus			£395
ASX2241		Centre Mount, swing away to RH, Nucleus (includes Tray ASL603, 100mm x 150mm)			£395
ASX2242		Centre Mount, swing away to LH, Nucleus (includes Tray ASL603, 100mm x 150mm)			£395
ASX2215		Individual mounting option per request (Special) - REQUIRES ADDITIONAL INFORMATION / SPECIFICATION			POA

HEAVY DUTY REMOTE JOYSTICK (Requires Primary Remote REM400 or REM500)			
ASX2240		Proportional Heavy Duty Remote Joystick with mode switch (ASL133)	£1,835
ASX2235		Tray Mount RH (ASL603, 100mm x 150mm)	○
ASX2236		Tray Mount LH (ASL603, 100mm x 150mm)	○
ASX2213		Centre Mount, swing away to RH, Nucleus	£395
ASX2214		Centre Mount, swing away to LH, Nucleus	£395
ASX2241		Centre Mount, swing away to RH, Nucleus (includes Tray ASL603, 100mm x 150mm)	£395
ASX2242		Centre Mount, swing away to LH, Nucleus (includes Tray ASL603, 100mm x 150mm)	£395
ASX2215		Individual mounting option per request (Special) - REQUIRES ADDITIONAL INFORMATION / SPECIFICATION	POA
LINX 10-WAY SWITCH & BRACKET			
ASD2251		10-Way Switch DLX-SW10-A for direct Powered Seating Access (includes loom to connect + additional jack for mode switch)	£400
ASD2217		Bracket RH, mounted for user	○
ASD2218		Bracket LH, mounted for user	○
ASD2227		Bracket RH, mounted for attendant	£50
ASD2228		Bracket LH, mounted for attendant	£50
LINX ACCESSORIES			
ASD2252		Loom providing jack sockets for 10 way switch and buddy button (Mode)	£80
LINX USB CHARGER PORT & BRACKET			
ASD2253		USB Charger Port DLX-USB02-A	£126
ASD2207		RH Mount	○
ASD2208		LH Mount	○
FURTHER LINX COMPONENTS / ACCESSORIES (SECTION 3)			
ASD2300		To be enclosed only - not mounted to the chair	○
ASX2301		To be connected and programmed (Special)	POA
<div> <div>Buddy Button</div> <div>Egg Switch</div> <div>Piko Button</div> </div>			
BUDDY BUTTONS (Accessory loom 2252 required if no REM400 or REM500 is selected)			
ASD1685		Red Buddy Button	£70
ASD1686		Yellow Buddy Button	£70
ASD1687		Green Buddy Button	£70
ASD1690		Blue Buddy Button	£70
EGG SWITCH (Accessory loom 2252 required if no REM400 or REM500 is selected)			
ASD2254		Egg Switch, Black	£70
PIKO BUTTONS (Accessory loom 2252 required if no REM400 or REM500 is selected)			
ASD1711		Red Piko Button	£125
ASD1712		Yellow Piko Button	£125
ASD1713		Green Piko Button	£125
ASD1714		Orange Piko Button	£125
ASD1715		Blue Piko Button	£125
ASD1716		Black Piko Button	£125
TOGGLES / BUTTONS			
ASX2261		Stereo Toggle - direct control for Tilt only	£213
ASX2262		Stereo Button - direct control for Tilt only	£204
ASX2263		Four-Way Toggle - direct control for Tilt & Recline	£266
ASX2264		Four-Way Button - direct control for Tilt & Recline	£284
ASX2207		RH Mount	○
ASX2208		LH Mount	○
ASX2225		Without Mounting	○

<div> <div> NEW 3" U-Shape </div> <div> NEW 4" U-Shape </div> <div> NEW Rubber dome </div> <div> NEW Grooved Mushroom </div> </div>			
BODYPOINT JOYSTICK KNOBS NEW!			
ASD2721		3" wide U-Shaped, Joystick Handle	£57
ASD2722		4" wide U-Shaped, Joystick Handle	£57
ASD2723		Wide Rubber Dome, Joystick Handle	£57
ASD2724		Grooved Mushroom Joystick Handle	£57
REMOTE STOP SWITCH			
ASX2258		Remote Stop Switch (ASL504)	£832
DRIVE UNIT OPTIONS			
FRAME COLOUR (standard components partly in Silver)			
ASD0228		Black	○
ASD0233		Silver Metallic	○
CASTORS			
ASD0811		230mm x 60mm (9" x 2.4") Pneumatic, Grey	○
ASD0813		230mm x 60mm (9" x 2.4") Puncture proof solid inlay, Grey	◆
DRIVE WHEELS			
ASD0711		318mm x 57mm (12.5" x 2.25") Pneumatic Grey	○
ASD0727		318mm x 57mm (12.5" x 2.25") Puncture proof solid inlay Grey	◆
PERFORMANCE OPTIONS			
SUSPENSION			
ASD1265		Rear suspension, strong (STRONG Silver Spring)	◆
ASD1220		Rear suspension, Extra strong (EXTRA STRONG BLACK SPRING)	○
MOTOR TYPE			
ASD1294		3 km/h (2mph)	○
ASD1282		6 km/h (4m/h)	◆
ASD1283		10 km/h (6m/h) (includes LED light system with indicators and rear wheel fender)	£410
BATTERY			
ASD1255	X	40 Ah (Gel)	◆
PERFORMANCE ACCESSORIES			
G-TRAC			
ASD1215		G-TRAC ensures the powerchair takes the intended direction as indicated by the user control, without the need for continual correction by the client on uneven or sloping terrain.	£653
CHARGER			
ASD1343		OptiCharge Charger 8A (200 - 250V)	◆
ASD1313		OptiCharge Charger 10A (200 - 250V) Charging time will be 20% faster	£120
SAFETY OPTIONS			
ANTI-TIPPERS			
ASD1205	X	Bolted on Anti Tippers	◆
LIGHTS			
ASD1437		LED light system with Indicators (included with 10km/h motor)	£380
ASD1254		Without Light system	○
SAFETY ACCESSORIES			
KERB RIDER			
ASD1244		Central Kerb Rider (with parking position) capable of climbing kerbs up to 100mm (4")	£168
TRANSPORTATION KIT			
ASD1494	X	4-Point tie-down (Tested version for using wheelchair as a vehicle seat according to ISO 7176-19:2001) (Adequate headrest is compulsory)	◆
LAP BELT			
ASD1329		Lap belt with auto lock (extra long)	○
ASD2113		Lap belt with auto lock for (flexible mount in side rails)	○
Not available with manual settable tilt with 410mm seat width			○

BODYPOINT PELVIC BELTS (Includes mounting kit)				
ASD2701		Evoflex Pelvic Stabilizer, Rehab Latch size L (padded length 620mm)	Not available with seat width 380mm, 430mm, seat depth 410mm, hip supports	£75
ASD2702		Evoflex Pelvic Stabilizer, Rehab Latch size M (padded length 460mm)	Not available seat width 480mm, 530mm, seat depth 410mm, hip supports	£75
ASD2703		2-Point Hip Belt, Centre pull - push button, Cinch mount size L (padded length 620mm)	Not available with seat width 380mm, 430mm, seat depth 410mm, hip supports	£69
ASD2704		2-Point Hip Belt, Centre pull - push button, Cinch mount size M (padded length 460mm)	Not available seat width 480mm, 530mm, seat depth 410mm, hip supports	£69
ASD2705		2-Point Hip Belt, Dual pull, Side release button, Cinch mount size L (padded length 620mm)	Not available with seat width 380mm, 430mm, seat depth 410mm, hip supports	£69
ASD2706		2-Point Hip Belt, Dual pull, Side release button, Cinch mount size M (padded length 460mm)	Not available seat width 480mm, 530mm, seat depth 410mm, hip supports	£69
REAR VIEW MIRROR - Must be selected with 10 km/h Motor				
ASD1415		Rear View Mirror RH		£33
ASD1339		Rear View Mirror LH		£33
WHEEL LOCK / PARKING BRAKE				
ASD1206	X	Wheel Lock / Parking Brake pair		◆
ACCESSORIES				
BAG HOOKS 				
ASD2128		Bag hooks (Max load up to 6 kg = impact on max user weight)	Not available with flex3 backrest 2172 / 2173, attendant brackets, dual control	£61
LUGGAGE RACK				
ASD1438		Luggage rack	Not Available with 30° tilt or Seat Riser	£261
CANE HOLDER (in combination with attendant or dual control the cane holder has to be mounted on the opposite side of the remote)				
ASD1312		Cane Holder RH		£33
ASD1363		Cane Holder LH		£33
FENDER				
ASD1417		Fender for rear wheels (mandatory for 1437)		£83
TRAY - mounted opposite side to controller				
ASD1404		Swing Away RH		£132
ASD1405		Swing Away LH		£132
Total Price:				
 <p>Need a different option not on the form? Take a look at our Powerchair Alternative Options form, available as standard</p> <p>Powerchair Alternative Option required:</p>				
		<p>For a more complex customer requirement, please refer to our Invacare Unique special order form. email specialsuk@invacare.com or Fax: 01656 776220</p>		
<p>Special Instructions - Please supply the following information:</p> <p>Name: _____ Email: _____</p> <p>Phone: _____ Fax: _____</p> <p>Description of special request (please include relevant option code or part number):</p>				