

Tel: 01656 776222 Fax: 01656 776220

Email: ordersuk@invacare.com

Online spares available at: www.invacare.co.uk

January 2019

Customer Ref:	Account No :
Contact No:	Order No :
Delivery address :	Order Qty :
	Order Date :

champion Aluminium

Standard Features



- Max user weight 120kg (19 Stone)
- Active, Lightweight, Folding Aluminium Wheelchair
- Multiple adjustments, Front & Rear Seat Heights and Centre of Gravity
- Aluminium Front Frame with 75° or 85° Front Angle Options
- 24" Self Propel Q/R Wheels with Grey Aluminium Handrims & Schwalbe Black & Grey Pneumatic Tyres
- Choice of 7 Seat Widths 360mm to 480mm (14" - 19")
- Choice of 8 Seat Depths 340mm to 480mm (13" - 19")
- Choice of 13 Frame Colours
- Range of Front Seat Heights from 450mm to 540mm (17" - 21")
- Range of Rear Seat Heights from 390mm to 490mm (15" - 19")
- Angle Adjustable, Soft Locking, Folding Backrest with Nylon Light Upholstery
- Angle Adjustable Flip Up Footrest with Calf Strap
- Without Push Handles, Flip up Carbon Clothesguards, Unfolding strap
- Black Comfort Front Castor
- Standard Brake Lever Bent
- Tool Kit



Standard Base Price £2,155

	X	Please make your selection with a cross in the box	◆ Standard feature	○ Free of Charge
Customer weight = Kg				
Code	X	Description	Retail	
DDC0031		Kuschall Champion	£2,155	
DDC0000		MY Kuschall Special Construction	Fill in all information at the end of the order form	
			P.O.A.	

SEATING CHOICE

ALUMINIUM FRONT FRAME

DDC0203	75° Aluminium front frame	(NC: 0138)	◆
DDC0212	85° Aluminium front frame	(NC: 0138)	○
DDC0201	Tapered 75° Aluminium front frame	(NC: 1722,1714)	○
DDC0243	Tapered 85° Aluminium front frame	(NC: 1722,1714)	○

SEAT WIDTH (SW) & SEAT DEPTH (SD)

		Seat Width in mm						
		360mm DDC0126	380mm DDC0128	400mm DDC0130	420mm DDC0132	440mm DDC0134	460mm DDC0136	480mm DDC0138
Seat Depth in mm	340mm DDC0410	○	○	○	○	○	○	○
	360mm DDC0412	○	○	○	○	○	○	○
	380mm DDC0415	○	○	○	○	○	○	○
	400mm DDC0417	○	○	○	○	○	○	○
	420mm DDC0419	○	○	○	○	○	○	○
	440mm DDC0421	○	○	○	○	○	○	○
	460mm DDC0424	○	○	○	○	○	○	○
	480mm DDC0427	○	○	○	○	○	○	○

Seat width 360mm is not available with Tapered frame, options DDC0201 & DDC0243

Seat width 380mm is not available with Tapered frame, options DDC0201 & DDC0243 in combination with footplate mounted to the front

Seat width 480mm is not available with frame options 75° & 85° DDC0203 & DDC0212

Matrx MX2 backrest is not available with 480mm seat width, option DDC0138

Matrx Elite standard, height 360mm DDC0760 is not available with seat width 480mm

Matrx Vi & Libra cushions are compatible with seat sizes 360-480mm wide and 400-480mm deep

Seat width 360mm on Matrx Libra & Vi cushions is only available with 400mm & 420mm seat depths

Seat widths 360mm & 380mm are not available with Fixation strap DDC1722

Seat widths 440mm, 460mm & 480mm are not available with light seat upholstery, option DDC0615

Seat depths 340mm, 440mm, 460mm & 480mm are not available with light seat upholstery, option DDC0615

With 75° & 85° frame options DDC0203 & DDC0212 high mounted footplate is not possible with seat width 360mm

With tapered frame options DDC0201 & DDC0243 high mounted footplate is not possible with seat widths 360mm - 400mm.
Please refer to knee to heel section for details of upmounted footplates

Order No:

Customer Ref:

Kuschall Champion Aluminium
1 of 8

Subject to Invacare's standard terms conditions.
Invacare reserve the right to alter specification without prior notice.

BACK HEIGHT (BH)

Backrest Height in mm							
300mm DDC0550	o	315mm DDC0503	o	330mm DDC0506	o	345mm DDC0509	o
360mm DDC0512	o	375mm DDC0514	o	390mm DDC0516	o	405mm DDC0518	o
420mm DDC0520	o	435mm DDC0522	o	450mm DDC0524	o	465mm DDC0526	o

Back heights 300mm & 315mm are not compatible with Standard light upholstery DDC0700

Back heights lower than 405mm are not compatible with Backrest stabilization bar, option DDC1491

Matrx backrests are available to order with the Champion. Specific backposts supplied in aluminium without telescoping tubes. The chair can be supplied with Matrx fitted or supplied without upholstery for retro fitting a backrest. If either is required, select option 0585. The full height of the backrest will depend on the height of the Matrx back selected. Refer to the Matrx section for further details.

DDC0585 Backposts to suit Matrx or fixed backrests. Supplied without upholstery and backposts are 280mm high

o

FRONT SEAT-TO-FLOOR HEIGHT (FSTF)

Front Seat to Floor in mm				
450mm DDC0847	460mm DDC0848	470mm DDC0849	480mm DDC0850	490mm DDC0851
o	o	o	o	o
500mm DDC0852	510mm DDC0853	520mm DDC0854	530mm DDC0855	540mm DDC0856
o	o	o	o	o

3" castors are not available with Front seat height 530mm & 540mm

4" castors are not available with Front seat height 540mm

Please use a combination of both tables below to determine the correct castor size in relation to the specification required

		Long frame							Short frame						
		Seat depths 340mm - 380mm			Seat depths 400mm - 480mm				Seat depths 340mm - 380mm			Seat depths 400mm - 480mm			
		3" castor	4" castor	5" castor	3" castor	4" castor	5" castor		3" castor	4" castor	5" castor	3" castor	4" castor	5" castor	
75° frame angle	540mm														
	530mm		✓	✓	✓	✓	✓								
	520mm	✓	✓	✓	✓	✓	✓								
	510mm	✓	✓	✓	✓	✓	✓								✓
	500mm	✓	✓	✓	✓	✓	✓				✓		✓	✓	
	490mm	✓	✓	✓	✓	✓	✓		✓	✓	✓	✓	✓	✓	
	480mm	✓	✓	✓	✓	✓	✓	✓	✓	✓	✓	✓	✓	✓	
	470mm	✓	✓	✓	✓	✓	✓	✓	✓	✓	✓	✓	✓	✓	
	460mm	✓	✓	✓	✓	✓	✓	✓	✓	✓	✓	✓	✓	✓	
85° frame angle	540mm														
	530mm		✓	✓	✓	✓	✓								
	520mm	✓	✓	✓	✓	✓	✓								
	510mm	✓	✓	✓	✓	✓	✓								✓
	500mm	✓	✓	✓	✓	✓	✓				✓		✓	✓	
	490mm	✓	✓	✓	✓	✓	✓		✓	✓	✓	✓	✓	✓	
	480mm	✓	✓	✓	✓	✓	✓	✓	✓	✓	✓	✓	✓	✓	
	470mm	✓	✓	✓	✓	✓	✓	✓	✓	✓	✓	✓	✓	✓	
	460mm	✓	✓	✓	✓	✓	✓	✓	✓	✓	✓	✓	✓	✓	

Please use this table to determine the front castor size based on seat depth, front frame angle and front seat height.

Please note that the frame size, either long or short is determined by the combination of the front seat height and knee to heel length measurements and does not need to be selected on the order form.

		Footplate set to the front							Footplate set to the rear						
		Seat depths 340mm - 380mm			Seat depths 400mm - 480mm				Seat depths 340mm - 380mm			Seat depths 400mm - 480mm			
		3" castor	4" castor	5" castor	3" castor	4" castor	5" castor		3" castor	4" castor	5" castor	3" castor	4" castor	5" castor	
75° frame angle	0mm	✓	✓	✓	✓	✓	✓	✓				✓			
	10mm	✓	✓	✓	✓	✓	✓	✓	✓			✓	✓		
	20mm	✓	✓	✓	✓	✓	✓	✓	✓			✓	✓		
	30mm	✓	✓	✓	✓	✓	✓	✓	✓			✓	✓		
	40mm	✓	✓	✓	✓	✓	✓	✓	✓	✓		✓	✓		
	50mm	✓	✓	✓	✓	✓	✓	✓	✓	✓	✓	✓	✓	✓	
	60mm	✓	✓	✓	✓	✓	✓	✓	✓	✓	✓	✓	✓	✓	
	70mm	✓	✓	✓	✓	✓	✓	✓	✓	✓	✓	✓	✓	✓	
85° frame angle	30mm	✓	✓	✓	✓	✓									
	40mm	✓	✓	✓	✓	✓		✓							
	50mm	✓	✓	✓	✓	✓		✓				✓			
	60mm	✓	✓	✓	✓	✓		✓				✓			
	70mm	✓	✓	✓	✓	✓	✓	✓	✓			✓			
	80mm	✓	✓	✓	✓	✓	✓	✓	✓	✓		✓			
	90mm	✓	✓	✓	✓	✓	✓	✓	✓	✓	✓	✓	✓		
	100mm	✓	✓	✓	✓	✓	✓	✓	✓	✓	✓	✓	✓	✓	

Once the front and rear seat heights have been selected, please use this table to determine if the front castor is compatible with the seat angle and footplate position chosen.

Order No:

Customer Ref:

Kuschall Champion Aluminium
2 of 8

Subject to Invacare's standard terms conditions.
Invacare reserve the right to alter specification without prior notice.

REAR SEAT-TO-FLOOR HEIGHT (RSTF)

Rear Seat to Floor in mm					
390mm DDC0944	400mm DDC0945	410mm DDC0946	420mm DDC0947	430mm DDC0948	440mm DDC0949
o	o	o	o	o	o
450mm DDC0950	460mm DDC0951	470mm DDC0952	480mm DDC0953	490mm DDC0954	
o	o	o	o	o	

On 75° frames, rear seat height can be from 0mm upto 70mm lower than front seat height

On 85° frames, rear seat height can be from 30mm upto 100mm lower than front seat height

Rear Seat Height / Rear wheel size

390mm-440mm = 22" Wheel
390mm-460mm = 24" Wheel
410mm-480mm = 25" Wheel
430mm-490mm = 26" Wheel

LOWER LEG LENGTH (LLL)

320mm DDC1673	o	330mm DDC1674	o	340mm DDC1675	o	350mm DDC1676	o
360mm DDC1677	o	370mm DDC1678	o	380mm DDC1679	o	390mm DDC1680	o
400mm DDC1681	o	410mm DDC1682	o	420mm DDC1683	o	430mm DDC1684	o
440mm DDC1685	o	450mm DDC1686	o	460mm DDC1687	o	470mm DDC1688	o
480mm DDC1689	o	490mm DDC1690	o	500mm DDC1691	o		

Depending on the configuration, the footplate may be upmounted when: Front seat height is greater than 500mm and the lower leg length is less than 400mm

Or if
Front seat height is less than 500mm and the lower leg length is less than 350mm

With aluminium frames, high mounted footplate is not possible with seat width 360mm

With Tapered aluminium frames, high mounted footplate is not possible with seat widths 360mm - 400mm

Lower leg length must be measured taking away the cushion thickness

Note: Option 1533 calf strap on supporter is not available with high mounted footplate

BACKREST

DDC0734		Angle adjustable, forward folding backrest with soft lock, backrest remains locked for transportation	◆
---------	--	---	---

BACK UPHOLSTERY

DDC0700		Black standard light upholstery, no tension adjustment (NC: 0703,1491)	◆
DDC0726		Premium black nylon with reflective trim upholstery cover, tension adjustable back	£110
DDC0735		Aero, breathable spacer upholstery with tension adjustable back	£180
DDC0769		Without backrest upholstery. Select only when ordering Matrx backrests	○

MATRX BACKREST (Hardware is supplied mounted to the backposts with the backrest supplied in the box with the wheelchair, extra leadtime applies)
Please ensure the top of the Matrx backrest is not positioned higher than 465mm, which is the highest possible backrest setting on the Champion.

DDC0764		Matrx MX2 with Mini-set hardware Height of backrest 150mm	All Matrx backrests are only available without push handles, option DDC0750 or height adjustable integrated, option DDC0733 Compatible with seat widths 360mm - 460mm	£595
DDC0765		Matrx MX2 with Mini-set hardware Height of backrest 230mm		£595
DDC0766		Matrx MX2 with Mini-set hardware Height of backrest 305mm		£595
DDC0767		Matrx MX2 with Mini-set hardware Height of backrest 405mm		£595



MX2 backrest supplied with Mini-set hardware, spacer fabric cover with leatherette side panels.

Maximum user weight 113kg/17.8 Stone



DDC0756		Matrx Elite Deep with Easy-set mounting hardware. Height of backrest 310mm	Compatible with seat widths 360mm - 480mm	£450
DDC0757		Matrx Elite Deep with Easy-set mounting hardware. Height of backrest 410mm	Compatible with seat widths 360mm - 480mm	£450
DDC0758		Matrx Elite Standard with Easy-set mounting hardware. Height of backrest 260mm	Compatible with seat widths 360mm - 480mm	£406
DDC0759		Matrx Elite Standard with Easy-set mounting hardware. Height of backrest 310mm	Compatible with seat widths 360mm - 480mm	£406
DDC0760		Matrx Elite Standard with Easy-set mounting hardware. Height of backrest 360mm	Compatible with seat widths 360mm - 460mm	£406
DDC0761		Matrx Elite Standard with Easy-set mounting hardware. Height of backrest 410mm	Compatible with seat widths 360mm - 480mm	£406



Matrx Elite Deep



Matrx Elite Standard



Matrx Elite Deep and Matrx Elite backrests are supplied with Easy-set hardware and spacer fabric cover

Maximum user weight 120kg/19 Stone

DDC1111		Without Matrx backrest, select only if retro-fitting a fixed backrest	○
---------	--	---	---

PUSH HANDLES

DDC0750		Without push handles	Not possible with back heights less than 330mm	◆
DDC0751		Push handles fixed short		£107
DDC0702		Push handles fixed long		○
DDC0703		Height adjustable rear set, maximum height of push handles is rear seat height + 600mm. Not compatible with Matrx backrests		£204
DDC0704		Foldable push handles (NC: 1491)		£159
DDC0733		Height adjustable, integrated (NC: 1491)		£176

Order No:

Customer Ref:

Kuschall Champion Aluminium
3 of 8

Subject to Invacare's standard terms conditions.
Invacare reserve the right to alter specification without prior notice.

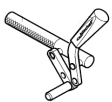
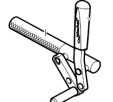
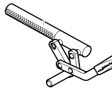
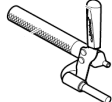
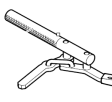
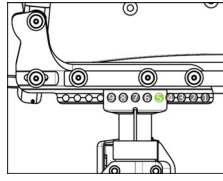
BACKREST ANGLE (From seat rail)			
DDC0713		76°	○
DDC0714		80.5°	○
DDC0715		85°	◆
DDC0716		89.5°	○
DDC0717		94°	○
BACKBRACE			
DDC1491		Backrest stabilization bar, swingaway and removable (Not compatible with Matrx backrests or with backrest heights lower than 405mm)	£132
SEAT UPHOLSTERY			
DDC0610		Standard	◆
DDC0615		Light seat upholstery, mesh material to reduce weight	£55
CUSHION AND SEAT OPTIONS			
DDC0600		küschall seat cushion, 60mm foam with Visco top layer	£53
DDC0662		Matrx Libra with Black Smooth cover Very high risk pressure & positioning cushion	£319
		Matrx Libra is compatible with seat sizes 360mm-480mm wide & 400mm-480mm deep	
DDC0663		Matrx Vi with Black Meshtex cover High risk pressure & positioning cushion	£335
		Matrx Vi is compatible with seat sizes 360mm-480mm wide & 400mm-480mm deep	
DDC0606		Seat bag, click in and removable, attaches to chair using fixation clips (DDC1714) (NC: 1714)	£59
FOOTREST			
DDC1500		Rigid, plastic footplate, height & angle adjustable set to the front. Note: This does not flip up for transfer but it folds easy for transport and storage	○
DDC1501		Rigid, plastic footplate, height & angle adjustable set to the rear. Note: This does not flip up for transfer but it folds easy for transport and storage	◆
CALF STRAP			
DDC1533		Calf strap (Mounted on supporter)	◆
DDC1535		Calf strap (Mounted with hook and loop on frame)	○
SIDE GUARDS			
DDC1401		Carbon clothes guards flip back	◆
DDC1405		Carbon mud guards, fixed (NC: 1416)	£135
DDC1408		Carbon mud guards, removable. Adds 20mm to overall width of chair (NC: 1416)	£248
ARMREST			
DDC1411		Tubular armrest. Height adjustable, removable, non-locking, swing-away & comfort padded. Not available with Matrx backrests	£193
DDC1416		Armrest height adjustable, short armpad, non locking (T arm) no sideguard included	£85
FRAME COLOUR			
DDC0300		Glossy-Black	○
DDC0302		Royal Blue	○
DDC0303		Royal Red	○
DDC0314		Black Matt	○
DDC0315		Silver Grey	○
DDC0366		Dynamite Orange	○
DDC0365		Mercury Blue	○
DDC0368		Nitro Pink	○
DDC0367		Atomic Violet	○
DDC0369		Mint Green	○
DDC0356		Ivory White	○
DDC0358		Smokey Grey	○
DDC0359		Flashy Yellow	○
COLOUR-POWER-SET Consists of coloured anodising on the following parts: Starec & high performance rear wheel hubs, quick release axle button, Starec wheel rims, side supporters, adaptor plates & front forks.			
Small colour shade differences are possible			
DDC0338		Colour-Power-Set chrome Starec wheel rim supplied in black when Chrome CPS is selected	£180
DDC0330		Colour-Power-Set techno-anthracite	£180
DDC0329		Colour-Power-Set comet red	£180
DDC0339		Colour-Power-Set champagne	£180
DDC0334		Colour-Power-Set b-blue	£180
DDC0336		Colour-Power-Set arctic blue	£180

FRONT WHEEL 3" Front castors not compatible with 530mm & 540mm front seat heights. 4" Front castors not compatible with 540mm front seat height			
DDC0800		75mm x 25mm (3" x 1") Supersport	○
DDC0801		100mm x 30mm (4" x 1.2") Everyday wheel with black tyre	○
DDC0860		100mm x 30mm (4" x 1.2") Comfort wheel with black tyre	○
DDC0809		100mm x 25mm (4" x 1") Starec black hub, black tyre	£67
DDC0861		100mm x 25mm (4" x 1") Starec chrome hub, black tyre	£67
DDC0803		100mm x 25mm (4" x 1") Starec techno-anthracite hub, black tyre	£67
DDC0808		100mm x 25mm (4" x 1") Starec comet red hub, black tyre	£67
DDC0825		100mm x 25mm (4" x 1") Starec champagne hub, black tyre	£67
DDC0807		100mm x 25mm (4" x 1") Starec b-blue hub, black tyre	£67
DDC0831		100mm x 25mm (4" x 1") Starec arctic blue hub, black tyre	£67
DDC0796		100mm x 36mm (4" x 1.4") Softroll aluminium, black hub, black tyre	£75
DDC0797		100mm x 36mm (4" x 1.4") Softroll aluminium, silver hub, black tyre	£75
DDC0810		125mm x 30mm (5" x 1.2") Everyday wheel with black tyre	○
DDC0863		125mm x 30mm (5" x 1.2") Comfort wheel with black tyre	◆
DDC0819		125mm x 25mm (5" x 1") Starec black hub, black tyre	£67
DDC0862		125mm x 25mm (5" x 1") Starec chrome hub, black tyre	£67
DDC0813		125mm x 25mm (5" x 1") Starec techno-anthracite hub, black tyre	£67
DDC0818		125mm x 25mm (5" x 1") Starec comet red hub, black tyre	£67
DDC0827		125mm x 25mm (5" x 1") Starec champagne hub, black tyre	£67
DDC0817		125mm x 25mm (5" x 1") Starec b-blue hub, black tyre	£67
DDC0832		125mm x 25mm (5" x 1") Starec arctic blue hub, black tyre	£67
DDC0798		125mm x 36mm (5" x 1.4") Softroll aluminium, black hub, black tyre	£75
DDC0799		125mm x 36mm (5" x 1.4") Softroll aluminium, silver hub, black tyre	£75
REAR WHEEL POSITION Determines centre of gravity. Position 1 is more active where Position 9 is more stable			
DDC0263		1st position from the front	○
DDC0264		2nd position from the front	○
DDC0265		3rd position from the front	○
DDC0266		4th position from the front	○
DDC0267		5th position from the front	◆
DDC0268		6th position from the front	○
DDC0269		7th position from the front	○
DDC0259		8th position from the front	○
DDC0260		9th position from the front	○
QUAD RELEASE AXLE			
DDC0909		Quad Quick Release Axle (NC: 0906,0912)	£69
REAR WHEEL SIZE			
DDC0901		22" (NC: 0908,0912,0918,0906)	○
DDC0902		24" (NC: 0912,0918)	◆
DDC0925		25" (NC: 0915,0908,0906)	○
DDC0903		26" (NC: 0908,0912,0918,0906)	○
REAR WHEEL CAMBER			
DDC0282		0 Degree Camber	◆
DDC0279		2 Degree Camber	○
DDC0283		4 Degree Camber (NC: 1302)	○
REAR WHEEL TYPE			
DDC0915		22", 24", 26" küschall Starec wheels silver cross spokes (Colourless hub & black rim. Hub & rim in CPS if selected)	◆
DDC0908		24" High Performance wheel (Starec hub & rim black or hub in CPS & hub black if selected) (NC: 1004)	£204
DDC0918		25" High Performance wheel (Starec hub & rim black or hub in CPS & rim black if selected) (NC: 1002,1004,1102,1104,1106,1200,1202,1208)	£293
DDC0906		24" Spinergy LXX wheel (Black lightweight hub, 18 spokes black, No CPS) Coloured spokes are available via MyKuschall, please indicate requirements in the space provided at the end of the form. (NC: 1004,1200,1202,1208)	£490
DDC0912		25" Spinergy LXX wheel (Black lightweight hub, 18 spokes black, No CPS) Coloured spokes are available via MyKuschall, please indicate requirements in the space provided at the end of the form. (NC: 1004,1200,1202,1208)	£490
SWO0907		24" or 25" Spinergy SPOX wheel (Chrome hub, 18 spokes in black, no CPS) Coloured spokes are available via MyKuschall, please indicate requirements in the space provided at the end of the form. (NC: 1004,1200,1202,1208)	£390
SWO0909		24" or 25" Spinergy LX wheel (Chrome hub, 12 spokes in black no CPS). Coloured spokes are available via MyKuschall, please indicate requirements in the space provided at the end of the form. (NC: 1004,1200,1202,1208)	£590
REAR WHEEL TYRE			
DDC1014		22", 24", 25", 26" Schwalbe rightrun black & grey pneumatic tyre	○
DDC1002		22", 24" Profile 7 bar grey pneumatic tyre	◆
DDC1010		24", 25", 26" Marathon Plus, black pneumatic tyre with Smartguard. 5mm layer of protective rubber infill	£80
DDC1004		24" Solid profile tyre, grey	£53
DDC1011		24", 25" Schwalbe One V Guard, puncture resistant black pneumatic tyre	£78

Order No:

Customer Ref:

Kuschall Champion Aluminium
5 of 8Subject to Invacare's standard terms conditions.
Invacare reserve the right to alter specification without prior notice.

HANDRIM			
DDC1102		22", 24", 26" Supergripp, long tab, 2 hole set at 3 cm distance	£180
DDC1104		24", 26" Steel polished, short tab, 1 hole set at 3 cm distance	£50
DDC1106		24" Titanium, short tab, 1 hole set at 3 cm distance	£154
DDC1121		24" Carbolife Gekko black coated (fully integrated rubber strip, extra grip) mounted at 3cm distance. 25" Gekko are available via Myküscha	£335
DDC1113		22", 24", 25", 26" Light Alu grey, short tab, 1 hole set at 3 cm distance	◆
DDC1114		22", 24", 25", 26" Light Alu grey, long tab, 2 hole set at 4 cm distance	○
DDC1117		22", 24", 25", 26" Light Alu black, short tab, 1 hole set at 3 cm distance	£33
DDC1122		24" Carbolife Curve L black coated (unique shaped profile for low-effort grip) mounted at 3cm dist 25" Curve L are available via Myküscha	£299
SPOKE GUARDS			
DDC1200		22", 24", 26" Transparent	£101
DDC1202		24" Kuschall Black with white logo	£101
DDC1208		24" Transparent and white with Kuschall logo in black	£101
FIXATION STRAP			
DDC1722		Fixation strap (Hook and loop strap under the seat holds frame together in closed position, designed for clients with limited hand function)	○
DDC1714		Fixation clip (Plastic clip on either side of the seat holds frame together in closed position)	○
UNFOLDING STRAP			
DDC1719	X	Unfolding strap (Helps to open folding mechanism from the front of the chair)	◆
BRAKES			
DDC1300		Push to lock brake, lever bent	◆
DDC1301		Push to lock brake, lever straight	○
DDC1306		Pull Brake	£62
DDC1302		Performance brake (NC: 1310)	£62
DDC1303		Active brake (NC: 1310)	£62
DDC1310		Brake lever extension	£40
 DDC1300 Push to lock brake, lever bent  DDC1301 Push to lock brake, lever straight  DDC1306 Pull to lock brake  DDC1302 Performance brake  DDC1303 Scissor/active brake			
These tables determine rear wheel position possibilities (1 to 9) in relation to brake type			
Active brake with 75° or 85° front frame straight			
Rear wheel size	Seat depth 340mm - 400mm	Seat depth 420mm	Seat depth 440mm - 480mm
22"	1 to 9	1 to 9	1 to 9
24"	3 to 9	1 to 9	1 to 9
25"	4 to 9	2 to 9	1 to 9
26"	5 to 9	3 to 9	1 to 9
Performance brake with 75° or 85° front frame straight			
Rear wheel size	Seat depth 340mm - 400mm	Seat depth 420mm - 480mm	
22"	1 to 9	1 to 9	
24"	1 to 9	1 to 9	
25"	2 to 9	1 to 9	
26"	3 to 9	1 to 9	
Active brake with 75° or 85° front frame tapered			
Rear wheel size	Seat depth 340mm - 400mm	Seat depth 420mm - 480mm	
22"	1 to 9	1 to 9	
24"	1 to 9	1 to 9	
25"	1 to 9	1 to 9	
26"	2 to 9	1 to 9	
			
ANTI-TIPPER (Maximum of 2 adaptions per side, includes Anti tippers, Tipper aid and Cane holder)			
DDC1702		Anti-tipper right	£98
DDC1703		Anti-tipper left	£98
DDC1704		Anti-tipper both sides	£196
SEAT BELT			
DDC1730		Seat belt	£59
ACCESSORIES			
DDC1739		Front frame protectors	£30
DDC1712		Kuschall watch mounted on right	£85
DDC1713		Kuschall watch mounted on left	£85

TIPPER AID			
DDC1708		Tipper-Aid, right	£37
CANE HOLDER			
DDC1706		Cane holder, right	£60
PUMP			
DDC1715		Air pump	£11
TOOL KIT			
DDC1717		Tool kit	◆
WHEEL/TRANSPORT ACCESSORIES			
DDC1728		Bag for rear wheels, fits all size wheels	£44
DDC1734		24" Mountain bike wheels, fitted with specific black pneumatic tyres, grey aluminium handrim, axles and also includes wheel bag	£250
DDC1740		Wheelchair travel bag	£204
PRICE			
			TOTAL PRICE
Non Conforming Items Guide			
DDC0138	Seat width 480mm		
DDC0282	0° Camber		
DDC0703	Height adjustable push handles rear set		
DDC0906	24" Spinergy LXX wheel		
DDC0908	24" High Performance wheel (Starec hub & rim black or in CPS if selected)		
DDC0912	25" Spinergy LXX wheel		
DDC0915	22", 24", 26" Kuschall starec wheels		
DDC0918	25" High Performance wheel (Starec hub black or in CPS if selected)		
DDC1002	22", 24" Profile tyre 7 bar		
DDC1004	24" Solid tyre with profile, grey		
DDC1014	22", 24", 26" Schwalbe rightrun black & grey tyre		
DDC1102	22", 24", 26" Supergripp, long tab, 2 hole set at 3 cm distance		
DDC1104	24", 26" Steel polished, short tab, 1 hole set at 3 cm distance		
DDC1106	24" Titanium, short tab, 1 hole set at 3 cm distance		
DDC1200	22", 24", 26" Transparent Spokeguards		
DDC1202	24" Kuschall spokeguards		
DDC1208	24" Transparent and white with Kuschall logo in black		
DDC1302	Performance brakes		
DDC1310	Brake lever extension		
DDC1416	Armrest, height adjustable, short armpad (T-Arm)		
DDC1491	Backrest stabilization bar, swingaway and removable		
DDC1714	Fixation clip		
DDC1722	Fixation strap		

Please fill out the required measurements in the table if applicable and give full details of the special request in the space provided below.

