

Tel: 01656 776222 Fax: 01656 776220
Email: ordersuk@invacare.com
Online spares available at: www.invacare.co.uk

January 2019

Customer Ref:	Account No :
Contact No:	Order No :
Delivery address :	Order Qty :
	Order Date :



Standard Features



- Maximum user weight 120kg (19 stone)
- Active Rigid Wheelchair with Height Adjustable Aluminium Rigid Footrest
- Multiple adjustments, Front & Rear Seat Heights and Centre of Gravity
- Carbon Fibre Front Frame 75° Front Angle
- Standard Seat Upholstery
- 24" Self Propel Q/R Wheels with Grey Aluminium Handrims & Schwalbe Black & Grey Pneumatic Tyres
- Choice of 10 Seat Widths 320mm to 500mm
- Choice of 5 Seat Depths 350mm to 450mm
- Range of Front Seat Heights from 490mm to 520mm
- Range of Rear Seat Heights from 380mm to 490mm
- Aluminium Lockdown Folding, Angle & Height Adjustable Backrest
- Black Nylon with Reflective Trim, Tension Adjustable Upholstery
- Without Push Handles, Carbon Clothesguards
- Aluminium Axle Tube with 3° Camber
- Black Comfort Front Castor
- Standard Brake Lever Bent
- Tool Kit

Standard Base Price £2,283



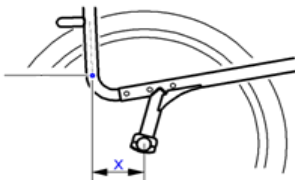
	X	Please make your selection with a cross in the box	◆ Standard feature	○ Free of Charge							
		Customer weight =	Kg								
Code		Description		Retail							
DDZ0000		Küschall® K-series Carbon Special Basic Model - PLEASE COMPLETE DETAILS AT THE END OF THE FORM		P.O.A.							
SEATING CHOICE											
CARBON FRAME											
DDA0288		K Series Carbon 75° Front Frame		◆							
SEAT WIDTH (SW) & SEAT DEPTH (SD)											
	Seat Width in mm										
	320mm	340mm	360mm	380mm	400mm	420mm	440mm	460mm	480mm	500mm	
	DDA0122	DDA0124	DDA0126	DDA0128	DDA0130	DDA0132	DDA0134	DDA0136	DDA0138	DDA0140	
Seat Depth in mm	350mm DDA0411	○	○	○	○	○	○	○	○	○	
	375mm DDA0414	○	○	○	○	○	○	○	○	○	
	400mm DDA0417	○	○	○	○	○	○	○	○	○	
	425mm DDA0420	○	○	○	○	○	○	○	○	○	
	450mm DDA0423	○	○	○	○	○	○	○	○	○	
Width between clothesguards = Seat Width + 15mm		Seat widths 440mm - 500mm and seat depth 450mm are not available with light seat upholstery, option DDA0615				Tension adjustable seat, option DDA0611 is not possible with seat width 320mm				Titanium backrest, option DDA0731 is not possible with seat width 320mm	
Footplate width = Seat width less 120mm											
<p>Matrix backrests and seat cushions are not available with 320mm & 340mm seat widths, options DDA0122 & DDA0124</p> <p>Matrix MX2 backrest is not available with 480mm & 500mm seat widths, options DDA0138 & DDA0140</p> <p>Matrix Libra is compatible with seat sizes 360-500mm wide and 400-450mm deep</p> <p>Matrix Vi is compatible with seat sizes 360-500mm wide and 400-450mm deep</p> <p>Seat width 360mm on Matrix Libra & Vi cushions is only available with 400mm & 420mm seat depths</p> <p>Matrix Elite standard backrest height 360mm, option DDP0760 is not available with seat widths 480mm & 500mm</p>											

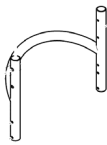
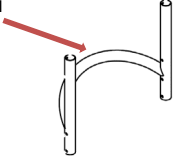
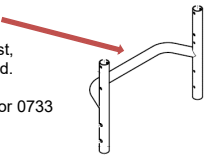


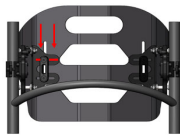



Order No :

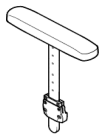
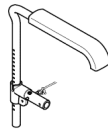
Customer Ref :

Kuschall K-SERIES CARBON
1 of 8

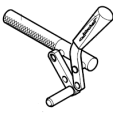
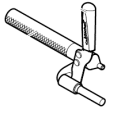
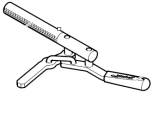
Subject to Invacare's standard terms conditions.
Invacare reserve the right to alter product specification without prior notice.

SEAT POSITION (SP) Note: Position 1 is the most active position and 5 is the most stable																																																	
DDA0461		Position 1 = 140mm	Positions 1 & 2 are not compatible with seat depth 350mm, option DDA0411			<input type="radio"/>	<div>The seat position can be moved forward and backward along the frame to achieve a more active or stable rear wheel position.</div> 																																										
DDA0462		Position 2 = 125mm				<input type="radio"/>																																											
DDA0463		Position 3 = 110mm	<input checked="" type="radio"/>																																														
DDA0464		Position 4 = 95mm	<input type="radio"/>																																														
DDA0465		Position 5 = 80mm	<input type="radio"/>																																														
BACK HEIGHT (BH)																																																	
<table><tr><th colspan="8">Back Height in mm</th></tr><tr><td>270mm DDA0548</td><td><input type="radio"/></td><td>285mm DDA0580</td><td><input type="radio"/></td><td>300mm DDA0550</td><td><input type="radio"/></td><td>315mm DDA0503</td><td><input type="radio"/></td></tr><tr><td>330mm DDA0506</td><td><input type="radio"/></td><td>345mm DDA0509</td><td><input type="radio"/></td><td>360mm DDA0512</td><td><input type="radio"/></td><td>375mm DDA0514</td><td><input type="radio"/></td></tr><tr><td>390mm DDA0516</td><td><input type="radio"/></td><td>405mm DDA0518</td><td><input type="radio"/></td><td>420mm DDA0520</td><td><input type="radio"/></td><td>435mm DDA0522</td><td><input type="radio"/></td></tr><tr><td>450mm DDA0524</td><td><input type="radio"/></td><td>465mm DDA0526</td><td><input type="radio"/></td><td>480mm DDA0528</td><td><input type="radio"/></td><td></td><td></td></tr></table>								Back Height in mm								270mm DDA0548	<input type="radio"/>	285mm DDA0580	<input type="radio"/>	300mm DDA0550	<input type="radio"/>	315mm DDA0503	<input type="radio"/>	330mm DDA0506	<input type="radio"/>	345mm DDA0509	<input type="radio"/>	360mm DDA0512	<input type="radio"/>	375mm DDA0514	<input type="radio"/>	390mm DDA0516	<input type="radio"/>	405mm DDA0518	<input type="radio"/>	420mm DDA0520	<input type="radio"/>	435mm DDA0522	<input type="radio"/>	450mm DDA0524	<input type="radio"/>	465mm DDA0526	<input type="radio"/>	480mm DDA0528	<input type="radio"/>			<p>Matrix backrests are available to order with the K-Series. Specific backposts supplied in aluminium, no back height selection required. The chair can be supplied with Matrix fitted or supplied without upholstery for retro fitting a backrest. If either is required, select option 0585. Refer to the Matrix section for backrest option details.</p> <p>Back height 270mm is not available with Height adj rear set push handles, option DDA0703</p> <p>In combination with tubular armrests, back height of between 270mm and 330mm are only possible with fixed push handles long or short, or without push handles</p>	
Back Height in mm																																																	
270mm DDA0548	<input type="radio"/>	285mm DDA0580	<input type="radio"/>	300mm DDA0550	<input type="radio"/>	315mm DDA0503	<input type="radio"/>																																										
330mm DDA0506	<input type="radio"/>	345mm DDA0509	<input type="radio"/>	360mm DDA0512	<input type="radio"/>	375mm DDA0514	<input type="radio"/>																																										
390mm DDA0516	<input type="radio"/>	405mm DDA0518	<input type="radio"/>	420mm DDA0520	<input type="radio"/>	435mm DDA0522	<input type="radio"/>																																										
450mm DDA0524	<input type="radio"/>	465mm DDA0526	<input type="radio"/>	480mm DDA0528	<input type="radio"/>																																												
DDA0585		Backposts to suit Matrix or fixed backrests. Supplied without upholstery and backposts are 285mm high. Only available with backrests 0772 & 0773							<input type="radio"/>																																								
FRONT SEAT-TO-FLOOR (FSTF)																																																	
<table><tr><th colspan="8">Front Seat Height in mm</th></tr><tr><td>490mm DDA0851</td><td><input type="radio"/></td><td>500mm DDA0852</td><td><input type="radio"/></td><td>510mm DDA0853</td><td><input type="radio"/></td><td>520mm DDA0854</td><td><input type="radio"/></td></tr></table>								Front Seat Height in mm								490mm DDA0851	<input type="radio"/>	500mm DDA0852	<input type="radio"/>	510mm DDA0853	<input type="radio"/>	520mm DDA0854	<input type="radio"/>																										
Front Seat Height in mm																																																	
490mm DDA0851	<input type="radio"/>	500mm DDA0852	<input type="radio"/>	510mm DDA0853	<input type="radio"/>	520mm DDA0854	<input type="radio"/>																																										
REAR SEAT-TO-FLOOR (RSTF)																																																	
<table><tr><th colspan="8">Rear Seat Height in mm</th></tr><tr><td>390mm DDA0944</td><td><input type="radio"/></td><td>400mm DDA0945</td><td><input type="radio"/></td><td>410mm DDA0946</td><td><input type="radio"/></td><td>420mm DDA0947</td><td><input type="radio"/></td></tr><tr><td>430mm DDA0948</td><td><input type="radio"/></td><td>440mm DDA0949</td><td><input type="radio"/></td><td>450mm DDA0950</td><td><input type="radio"/></td><td>460mm DDA0951</td><td><input type="radio"/></td></tr><tr><td>470mm DDA0952</td><td><input type="radio"/></td><td>480mm DDA0953</td><td><input type="radio"/></td><td>490mm DDA0954</td><td><input type="radio"/></td><td></td><td></td></tr></table>								Rear Seat Height in mm								390mm DDA0944	<input type="radio"/>	400mm DDA0945	<input type="radio"/>	410mm DDA0946	<input type="radio"/>	420mm DDA0947	<input type="radio"/>	430mm DDA0948	<input type="radio"/>	440mm DDA0949	<input type="radio"/>	450mm DDA0950	<input type="radio"/>	460mm DDA0951	<input type="radio"/>	470mm DDA0952	<input type="radio"/>	480mm DDA0953	<input type="radio"/>	490mm DDA0954	<input type="radio"/>			<p>Armrests DDA1416 & DDA1421 are not available with rear seat heights 380mm - 410mm</p> <p>25" & 26" rear wheels are not available on rear seat height 390mm</p> <p>26" rear wheels are not available on rear seat heights 400mm</p>									
Rear Seat Height in mm																																																	
390mm DDA0944	<input type="radio"/>	400mm DDA0945	<input type="radio"/>	410mm DDA0946	<input type="radio"/>	420mm DDA0947	<input type="radio"/>																																										
430mm DDA0948	<input type="radio"/>	440mm DDA0949	<input type="radio"/>	450mm DDA0950	<input type="radio"/>	460mm DDA0951	<input type="radio"/>																																										
470mm DDA0952	<input type="radio"/>	480mm DDA0953	<input type="radio"/>	490mm DDA0954	<input type="radio"/>																																												
LOWER LEG LENGTH (LLL)																																																	
<table><tr><td>290mm DDA1670</td><td><input type="radio"/></td><td>300mm DDA1671</td><td><input type="radio"/></td><td>310mm DDA1672</td><td><input type="radio"/></td><td>320mm DDA1673</td><td><input type="radio"/></td></tr><tr><td>330mm DDA1674</td><td><input type="radio"/></td><td>340mm DDA1675</td><td><input type="radio"/></td><td>350mm DDA1676</td><td><input type="radio"/></td><td>360mm DDA1677</td><td><input type="radio"/></td></tr><tr><td>370mm DDA1678</td><td><input type="radio"/></td><td>380mm DDA1679</td><td><input type="radio"/></td><td>390mm DDA1680</td><td><input type="radio"/></td><td>400mm DDA1681</td><td><input type="radio"/></td></tr><tr><td>410mm DDA1682</td><td><input type="radio"/></td><td>420mm DDA1683</td><td><input type="radio"/></td><td>430mm DDA1684</td><td><input type="radio"/></td><td>440mm DDA1685</td><td><input type="radio"/></td></tr><tr><td>450mm DDA1686</td><td><input type="radio"/></td><td>460mm DDA1687</td><td><input type="radio"/></td><td>470mm DDA1688</td><td><input type="radio"/></td><td>480mm DDA1689</td><td><input type="radio"/></td></tr></table>								290mm DDA1670	<input type="radio"/>	300mm DDA1671	<input type="radio"/>	310mm DDA1672	<input type="radio"/>	320mm DDA1673	<input type="radio"/>	330mm DDA1674	<input type="radio"/>	340mm DDA1675	<input type="radio"/>	350mm DDA1676	<input type="radio"/>	360mm DDA1677	<input type="radio"/>	370mm DDA1678	<input type="radio"/>	380mm DDA1679	<input type="radio"/>	390mm DDA1680	<input type="radio"/>	400mm DDA1681	<input type="radio"/>	410mm DDA1682	<input type="radio"/>	420mm DDA1683	<input type="radio"/>	430mm DDA1684	<input type="radio"/>	440mm DDA1685	<input type="radio"/>	450mm DDA1686	<input type="radio"/>	460mm DDA1687	<input type="radio"/>	470mm DDA1688	<input type="radio"/>	480mm DDA1689	<input type="radio"/>	<p>On 75° Carbon frame: Maximum lower leg length (LLL) must be front seat height minus 30mm</p> <p>Lower leg length must be measured taking away the cushion thickness</p> <p>Lower leg lengths of less than 390mm in certain configurations could be delivered with an upmounted footplate.</p> <p>Please refer to compatibility table at the end of this order form for configurations where the footplate will be standard mounted.</p>	
290mm DDA1670	<input type="radio"/>	300mm DDA1671	<input type="radio"/>	310mm DDA1672	<input type="radio"/>	320mm DDA1673	<input type="radio"/>																																										
330mm DDA1674	<input type="radio"/>	340mm DDA1675	<input type="radio"/>	350mm DDA1676	<input type="radio"/>	360mm DDA1677	<input type="radio"/>																																										
370mm DDA1678	<input type="radio"/>	380mm DDA1679	<input type="radio"/>	390mm DDA1680	<input type="radio"/>	400mm DDA1681	<input type="radio"/>																																										
410mm DDA1682	<input type="radio"/>	420mm DDA1683	<input type="radio"/>	430mm DDA1684	<input type="radio"/>	440mm DDA1685	<input type="radio"/>																																										
450mm DDA1686	<input type="radio"/>	460mm DDA1687	<input type="radio"/>	470mm DDA1688	<input type="radio"/>	480mm DDA1689	<input type="radio"/>																																										
BACKREST																																																	
BACKREST MATERIAL																																																	
DDA0730		Aluminium							<input checked="" type="radio"/>																																								
DDA0731		Titanium (Weight saving approx. 150g)							(NC: 0703,0772,0773) £165																																								

BACKREST TYPE			
STANDARD BACKREST FOR KUSCHALL UPHOLSTERY OPTIONS			
DDA0770		Standard backrest with rounded back bar, supplied with upholstery of choice. Not compatible with Matrx backrests (NC: 0733,0769)	 ◆
BACKREST FOR MATRX OR FIXED BACKRESTS. Select if ordering with Matrx or if retro fitting a backrest.			
DDA0772		Backrest to suit all Matrx backrests. Backpost height 285mm	○
DDA0773		Backrest to suit MX2 Matrx backrests. Backpost height 285mm	○
<div> <div> DDA0772 Backrest for Matrx MX2, Elite Deep & Elite Standard Push handles: If ordered with MX2 or without Matrx backrest, all push handles can be selected. Push handles: If ordered in combination with Matrx Elite Deep or Standard, only 0750 or 0733 are possible. </div> <div>  </div> <div> DDA0773 Backrest for Matrx MX2 only Push handles: If ordered without Matrx backrest, all push handles can be selected. Push handles: If ordered with MX2, only 0750 or 0733 are possible. </div> <div>  </div> </div>			
BACK UPHOLSTERY			
DDA0726		Premium black nylon with reflective trim upholstery cover, tension adjustable back	◆
DDA0735		Aero, breathable spacer upholstery with tension adjustable back	£180
DDA0769		Without backrest upholstery, only select with options 0772 & 0773 Backrest to fit Matrx and fixed backrests	○
MATRX BACKREST (Hardware is supplied mounted to the backposts with the backrest supplied in the box with the wheelchair, extra leadtime applies) Please ensure the top of the Matrx backrest is not positioned higher than 480mm, which is the highest possible backrest setting on the K-Series.			
DDA0764		Matrx MX2 with Mini-set hardware Height of backrest 150mm	£595
DDA0765		Matrx MX2 with Mini-set hardware Height of backrest 230mm	£595
DDA0766		Matrx MX2 with Mini-set hardware Height of backrest 305mm	£595
DDA0767		Matrx MX2 with Mini-set hardware Height of backrest 405mm	£595
<div>  <div> MX2 backrest supplied with Mini-set hardware, spacer fabric cover with leatherette side panels. Maximum user weight 113kg/17.8 Stone </div>   <div> Shown mounted to backposts </div> </div>			
DDA0756		Matrx Elite Deep with Easy-set mounting hardware Height of backrest 310mm	£450
DDA0757		Matrx Elite Deep with Easy-set mounting hardware Height of backrest 410mm	£450
DDA0758		Matrx Elite Standard with Easy-set mounting hardware Height of backrest 260mm	£406
DDA0759		Matrx Elite Standard with Easy-set mounting hardware Height of backrest 310mm	£406
DDA0760		Matrx Elite Standard with Easy-set mounting hardware Height of backrest 360mm	£406
DDA0761		Matrx Elite Standard with Easy-set mounting hardware Height of backrest 410mm	£406
<div>  <div> Matrx Elite Deep </div>  <div> Matrx Elite Standard </div>  <div> Matrx Elite Deep and Matrx Elite backrests are supplied with Easy-set hardware and spacer fabric cover Maximum user weight 120kg/19 Stone </div> </div>			
DDA1111		Without Matrx backrest, select only if retro-fitting a fixed backrest	○
PUSH HANDLES			
DDA0750		Without push handles	◆
DDA0751		Fixed push handles short	£107
DDA0702		Fixed push handles long	£107
DDA0703		Height adjustable, rear set, maximum height of push handles is rear seat height + 600mm. Not compatible with Matrx backrests	£204
DDA0704		Foldable push handles	£159
DDA0733		Height adjustable integrated push handles, for without upholstery	£176
BACKREST ANGLE			
DDA0707		74° Angle from the seat	○
DDA0718		78° Angle from the seat	○
DDA0709		82° Angle from the seat	◆
DDA0719		86° Angle from the seat	○
DDA0711		90° Angle from the seat	○
SEAT UPHOLSTERY			
DDA0610		Standard black nylon with one 5cm wide central band (loop)	◆
DDA0615		Light mesh seat upholstery with one 5cm wide central band (loop) (Weight saving approx 77g)	£55
DDA0611		Tension adjustable seat with one central band (loop)	£36
SEAT BAG/POUCH			
DDA0606		Seat Bag/Pouch (Mounted underneath seat, removable)	£59

SEAT CUSHION			
DDA0600	Seat cushion 6cm foam with visco layer		£53
DDA0662	Matrx Libra with Black Smooth cover Very High risk pressure & positioning cushion	Matrx Libra is compatible with seat sizes 360-500mm wide & 400-450mm deep	£319
DDA0663	Matrx Vi with Black Meshtex cover High risk pressure & positioning cushion	Matrx Vi is compatible with seat sizes 360-500mm wide & 400-450mm deep	£335
FOOTREST			
FOOTREST TYPE			
DDA1508	Foot tube rigid - Aluminium	(NC: 1570)	◆
DDA1509	Foot tube rigid - Titanium (Not possible with upmounted footrest) Weight saving approx. 150g	(NC: 1570)	£149
DDA1570	Carbon footplate, angle adjustable	(NC: 1513)	£182
FOOT TUBE COVER			
DDA1513	Foot tube cover		£30
CLOTHESGUARDS/MUDGUARDS			
With suspension, distance between tyre and mudguard is 40mm			
DDA1401	Carbon clothes guards	(NC: 1408)	◆
DDA1408	Carbon mud guards	(NC: 1416,1421)	£248
ARMRESTS			
DDA1416	Armrest, height adjustable, short pad, non locking, without clothesguards		£132
DDA1421	Armrest, height adjustable, long pad, non locking, without clothesguards		£132
TUBULAR ARMREST: If tubular arms are required, in combination with back heights of 270-330mm only fixed or without push handles are available			
DDA1411	Tubular armrest. Height adjustable, removable, non-locking, swing-away & comfort padded		£193
<div style="display: flex; justify-content: space-around; align-items: center;"> <div style="text-align: center;">  <p>DDA1416 DDA1421 Height adjustable</p> </div> <div style="text-align: center;">  <p>DDA1411 Tubular armrest</p> </div> </div>			
COLOUR-POWER-SET (CPS)			
CPS comprises of rear wheel rims, wheel hub and Q/R push buttons, castor forks, castor housing caps, seat module caps and backrest plate			
DDA0330	Colour-Power-Set techno-anthracite		£180
DDA0334	Colour-Power-Set b-blue		£180
DDA0329	Colour-Power-Set comet red		£180
DDA0336	Colour-Power-Set arctic blue		£180
DDA0337	Colour-Power-copper glaze		£180
DDA0338	Colour-Power-chrome	Starec wheel rim supplied in black when Chrome CPS is selected	£180
DDA0339	Colour-Power-champagne		£180
DDA0340	Colour-Power-olive		£180
FRONT WHEEL			
DDA0800	75mm x 25mm (3" x 1") Supersport		○
DDA0801	100mm x 30mm (4" x 1.2") Everyday wheel with black tyre		○
DDA0803	100mm x 25mm (4" x 1") Starec techno-anthracite hub, black tyre		£67
DDA0807	100mm x 25mm (4" x 1") Starec b-blue hub, black tyre		£67
DDA0808	100mm x 25mm (4" x 1") Starec comet red hub, black tyre		£67
DDA0830	100mm x 25mm (4" x 1") Starec copper glaze hub, black tyre		£67
DDA0831	100mm x 25mm (4" x 1") Starec arctic blue hub, black tyre		£67
DDA0809	100mm x 25mm (4" x 1") Starec black hub, black tyre		£67
DDA0861	100mm x 25mm (4" x 1") Starec chrome hub, black tyre		£67
DDA0825	100mm x 25mm (4" x 1") Starec champagne hub, black tyre		£67
DDA0826	100mm x 25mm (4" x 1") Starec olive hub, black tyre		£67
DDA0860	100mm x 30mm (4" x 1.2") Comfort wheel with black tyre		○
DDA0796	100mm x 36mm (4" x 1.4") Softroll aluminium, black hub, black tyre		£75
DDA0797	100mm x 36mm (4" x 1.4") Softroll aluminium, silver hub, black tyre		£75
DDA0810	125mm x 30mm (5" x 1.2") Everyday wheel with black tyre		○
DDA0863	125mm x 30mm (5" x 1.2") Comfort wheel with black tyre		◆
DDA0813	125mm x 25mm (5" x 1") Starec techno-anthracite hub, black tyre		£67
DDA0817	125mm x 25mm (5" x 1") Starec b-blue hub, black tyre		£67
DDA0818	125mm x 25mm (5" x 1") Starec comet red hub, black tyre		£67
DDA0833	125mm x 25mm (5" x 1") Starec copper glaze hub, black tyre		£67
DDA0832	125mm x 25mm (5" x 1") Starec arctic blue hub, black tyre		£67
DDA0819	125mm x 25mm (5" x 1") Starec black hub, black tyre		£67
DDA0862	125mm x 25mm (5" x 1") Starec chrome hub, black tyre		£67
DDA0827	125mm x 25mm (5" x 1") Starec champagne hub, black tyre		£67
DDA0828	125mm x 25mm (5" x 1") Starec olive hub, black tyre		£67
DDA0798	125mm x 36mm (5" x 1.4") Softroll aluminium, black hub, black tyre		£75
DDA0799	125mm x 36mm (5" x 1.4") Softroll aluminium, silver hub, black tyre		£75

ONE ARM DRIVE SYSTEM (Complete wheel system supplied with pneumatic tyres and grey aluminium handrim and set at 0 degree camber)			
DDA1118		One-arm-drive right side (NC: 0276,0278,1200,1202,0909,0271,0272)	£439
DDA1119		One-arm-drive left side (NC: 0276,0278,1200,1202,0909,0271,0272)	£439
REAR WHEEL FIXATION			
DDA0250	<input checked="" type="checkbox"/>	Standard rear wheel position	◆
AXLE TUBE TYPE			
10° Camber on Vario-Ax only locks with an Active Brake			
DDA0276		Vario-Ax, adjustable Camber 1/3/7/10° (NC: 0927,1302)	£230
DDA0277		Standard axle	◆
DDA0278		Carbon axle (reduces weight by 100g) (NC: 1705)	£170
CAMBER ANGLE			
DDA0270		0° camber	○
DDA0271		3° camber	◆
DDA0272		6° camber	○
QUAD RELEASE AXLE			
DDA0909		Quad quick release axle (NC: 0906,0912,0927)	£69
REAR WHEEL SIZE			
DDA0902		24" wheel (NC: 0918,0912)	◆
DDA0925		25" wheel (NC: 0906,0908,0913,0915,0927)	○
DDA0903		26" wheel (NC: 0906,0908,0912,0918,0913,0927,1303,1705)	○
REAR WHEEL TYPE			
DDA0915		24", 26" Kuschall Starec with cross spokes (hub colourless and rim black or in CPS if selected) (NC: 1399)	◆
DDA0908		24" High performance wheel (Starec hub, spokes & rim black, hub only in CPS if selected) (NC: 1004,1006,1007,1399)	£204
DDA0918		25" High Performance wheel (Starec hub, spokes & rim black, hub only in CPS if selected) (NC: 1014,1002,1004,1006,1007,1102,1104,1106,1200,1202,1208,1399)	£293
DDA0913		24" Mountain Bike, fitted with specific 24" x 1.75" tyre Select either Aluminium or Supergripp handrims only CPS not available (NC: 1014,1002,1004,1006,1011,1010,1007,1104,1106,1120,1202,1208,1399)	£199
DDA0906		24" Spinergy LXX wheel (Black lightweight hub, 18 spokes black, No CPS) Coloured spokes are available via MyKuschall, please indicate requirements in the space provided at the end of the form. (NC: 1004,1006,1007,1200,1202,1208,1399)	£490
DDA0912		25" Spinergy LXX wheel (hub, rim & spokes black) CPS not offered Coloured spokes are available via MyKuschall, please indicate requirements in the space provided at the end of the form. (NC: 1002,1004,1007,1200,1202,1208,1399)	£490
SWO0907		24" or 25" Spinergy SPOX wheel (18 spokes in black, no CPS) Coloured spokes are available via MyKuschall, please indicate requirements in the space provided at the end of the form. (NC: 1004,1006,1007,1200,1202,1208,1399)	£390
SWO0909		24" or 25" Spinergy LX wheel (12 spokes in black no CPS) Coloured spokes are available via MyKuschall, please indicate requirements in the space provided at the end of the form. (NC: 1004,1006,1007,1200,1202,1208,1399)	£590
DDA0927		24" Wheel with integrated hub brakes (Silver spokes with black hub and rim) CPS not available (NC: 1004,1006,1007)	£550
REAR WHEEL TYRE			
DDA1014		24", 25", 26" Schwalbe rightrun black & grey pneumatic tyre	◆
DDA1002		24" Profile 7 bar grey pneumatic tyre	○
DDA1004		24" Solid tyre, profil, grey	£53
DDA1006		24" Solid tyre black (KIK)	£70
DDA1011		24", 25" Schwalbe One V Guard, puncture resistant black pneumatic tyre	£78
DDA1010		24", 25", 26" Marathon Plus black pneumatic tyre with Smartguard 5mm layer of protective rubber infill (NC: 1020)	£80
DDA1007		24" Solid tyre light grey	£53
ANTI-FLAT PROTECTION			
DDA1020		Anti-flat tyre tube protection	£17
HANDRIM			
DDA1102		24", 26" Supergripp, long tab, 2 hole set at 3 cm distance	£180
DDA1104		24", 26" Steel polished, short tab, 1 hole set at 3 cm distance	£50
DDA1106		24" Titanium, short tab, 1 hole set at 3 cm distance	£154
DDA1121		24" Carbolife Gekko black coated (fully integrated rubber strip for extra grip) mounted at 3cm distance 25" Gekko handrims are available via Mykuschall	£335
DDA1122		24" Carbolife Curve L black coated (unique shaped profile for low-effort grip) mounted at 3cm distance 25" Curve L handrims are available via Mykuschall	£299
DDA1113		24", 25", 26" Light Alu grey, short tab, 1 hole set at 3 cm distance	◆
DDA1114		24", 25", 26" Light Alu grey, long tab, 2 hole set at 4 cm distance	○
DDA1117		24", 25", 26" Light Alu black, short tab, 1 hole set at 3 cm distance	£33
SPOKE GUARDS			
DDA1200		24", 26" Transparent	£101
DDA1202		24" Kuschall Black with white logo	£101
DDA1208		24" Transparent and white with Kuschall logo in black	£101

SAFETY			
BRAKES			
DDA1300	Standard brake lever bent		◆
DDA1302	Performance brake (NC: 1310)		£62
DDA1303	Active/Scissor brake (NC: 1310)		£62
DDA1399	Without brake Can only be selected with DDA0927, wheel with hub brakes		○
<div>  <div> DDA1300 Push to lock brake, lever bent </div> </div> <div>  <div> DDA1302 Performance brake </div> </div> <div>  <div> DDA1303 Scissor/active brake </div> </div>			
SAFETY OPTIONS			
BRAKE EXTENSION LEVER			
DDA1310	Extension lever for standard brake		£40
DDA1730	Seat belt		£59
ANTI TIPPER			
DDA1702	Anti-tipper tube right		£98
DDA1703	Anti-tipper tube left		£98
DDA1704	Anti-tipper tube both sides		£196
DDA1705	Active Anti-tipper		£182
ACCESSORIES			
DDA1715	Air Pump		£11
DDA1712	Küschall watch, right side, mounted in castor housing (NC: 1713)		£85
DDA1713	Küschall watch, left side, mounted in castor housing		£85
DDA1717	Tool Kit		◆
DDA1734	Mountain bike wheels with bag are supplied with aluminium handrims only, includes quick release axles		£250
PRICE			
Total Price			£

Order No :

Customer Ref :

Kuschall K-SERIES CARBON
6 of 6

Subject to Invacare's standard terms conditions.
Invacare reserve the right to alter product specification without prior notice.

Non Conforming Items Guide	
DDA0702	Push handles fixed long
DDA0703	Height adjustable rear set push handles
DDA0704	Foldable push handles
DDA0733	Height adjustable integrated push handles
DDA0751	Push handles fixed short
DDA0772	Without backrest upholstery
DDA0906	24" Spinergy LX wheels
DDA0908	24" High Performance wheel
DDA0912	25" Spinergy LXX wheels
DDA0913	24" Mountain Bike wheel
DDA0915	24", 26" küschall Starec
DDA0918	25" High Performance wheel
DDA0927	24" Integrated brakes in hub wheel
DDA1002	Profile tyre 7 bar
DDA1004	Solid tyre, profil, grey
DDA1006	Solid tyre (KIK) black
DDA1007	Solid tyre Light, grey
DDA1010	Marathon Plus tyre
DDA1011	Schwalbe One tyre
DDA1014	Schwalbe rightrun black & grey tyre
DDA1020	Anti-flat tyre tube protection
DDA1102	Supergripp handrim, 24", 26" dist. 3 cm
DDA1104	Steel polished handrim, 24", 26" dist. 3 cm
DDA1106	Titanium handrim, 24 "dist. 3 cm
DDA1120	Surge LT Handrim
DDA1200	Transparant Spokeguards
DDA1202	Küschall Spokeguards
DDA1208	24" Transparent and white with Küschall logo in black
DDA1302	Performance brake
DDA1303	Active brake
DDA1310	Extension lever for standard brake
DDA1399	Without brakes
DDA1408	Carbon mud guards
DDA1411	Tubular armrest, height adjustable, removable, swing-away, comfort padded
DDA1416	Siderest, height adjustable, short
DDA1421	Siderest height adjustable, long
DDA1570	Carbon footplate angle adjustable
DDA1705	Active Anti-tipper
DDA1713	Kuschall watch left

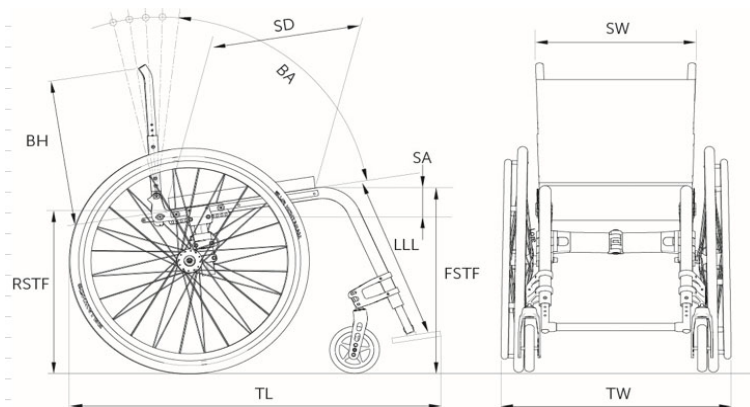
[illegible]

My KÜSCHALL special build instructions

Please fill out the required measurements in the table if applicable and give full details of the special request in the space provided below.

[illegible]

Customised Measurements	
Seat width (SW)	
Seat depth (SD)	
Back Height (BH)	
Front Seat To Floor (FSTF)	
Rear Seat To Floor (RSTF)	
Lower Leg Length (LLL)	
Backrest Angle (BA)	
Total Length/Total Width (TL/TW)	
Camber	
Client Weight	
Client Height	



Subject to Invacare's standard terms conditions.
Invacare reserve the right to alter product specification without prior notice.